



Customer Service  
PO Box 11813  
Harrisburg, PA 17108-1813

## SAN BERNARDINO COUNTY

## ACCOUNT STATEMENT

For the Month Ending  
**November 30, 2020**

### Client Management Team

**Kenneth Schiebel, CFA**

Managing Director  
213 Market Street  
Harrisburg, PA 17101-2141  
717-232-2723  
schiebelk@pfm.com

**Danny A. Nelson**

Senior Managing Consultant  
50 South 6th Street, Suite 2250  
Minneapolis, MN 55402  
612-371-3747  
nelsond@pfm.com

### Contents

Cover/Disclosures  
Summary Statement  
Individual Accounts

### Accounts included in Statement

76990800 SAN BERNARDINO COUNTY

SAN BERNARDINO COUNTY  
PARTH BHATT  
268 WEST HOSPITALITY LANE  
FIRST FLOOR  
SAN BERNARDINO, CA 92415-0360

**Online Access** [www.pfm.com](http://www.pfm.com)

**Customer Service** 1-717-232-2723



# Account Statement

For the Month Ending November 30, 2020

## Important Disclosures

### Important Disclosures

This statement is for general information purposes only and is not intended to provide specific advice or recommendations. PFM Asset Management LLC ("PFM") is an investment advisor registered with the Securities and Exchange Commission, and is required to maintain a written disclosure statement of our background and business experience. If you would like to receive a copy of our current disclosure statement, please contact Service Operations at the address below.

**Proxy Voting** PFM does not normally receive proxies to vote on behalf of its clients. However, it does on occasion receive consent requests. In the event a consent request is received the portfolio manager contacts the client and then proceeds according to their instructions. PFM's Proxy Voting Policy is available upon request by contacting Service Operations at the address below.

**Questions About an Account** PFM's monthly statement is intended to detail our investment advisory activity as well as the activity of any accounts held by clients in pools that are managed by PFM. The custodian bank maintains the control of assets and executes (i.e., settles) all investment transactions. The custodian statement is the official record of security and cash holdings and transactions. PFM recognizes that clients may use these reports to facilitate record keeping and that the custodian bank statement and the PFM statement should be reconciled and differences resolved. Many custodians use a settlement date basis which may result in the need to reconcile due to a timing difference.

**Account Control** PFM does not have the authority to withdraw funds from or deposit funds to the custodian. Our clients retain responsibility for their internal accounting policies; implementing and enforcing internal controls and generating ledger entries or otherwise recording transactions.

**Market Value** Generally, PFM's market prices are derived from closing bid prices as of the last business day of the month as supplied by Refinitiv or Bloomberg. Where prices are not available from generally recognized sources the securities are priced using a yield-based matrix system to arrive at an estimated market value. Prices that fall between data points are interpolated. Non-negotiable FDIC-insured bank certificates of deposit are priced at par. Although PFM believes the prices to be reliable, the values of the securities do not always represent the prices at which the securities could have been bought or sold. Explanation of the valuation methods for a registered investment company, local government investment program, or TERM funds is contained in the appropriate fund offering documentation or information statement.

**Amortized Cost** The original cost of the principal of the security is adjusted for the amount of the periodic reduction of any discount or premium from the purchase date until the date of the report. Discount or premium with respect to short term securities (those with less than one year to maturity at time of issuance) is amortized on a straightline basis. Such discount or premium with respect to longer term securities is amortized using the constant yield basis.

**PFM Fund Distributors, Inc. (PFMFD), a wholly-owned broker dealer subsidiary of PFM Asset Management LLC, is registered with the U.S. Securities and Exchange Commission (SEC) and is subject to the Rules of the Municipal Securities Rulemaking Board (MSRB) as it relates to the distribution of shares of local government investment pools. PFMFD is required to inform you of the availability of the MSRB Investor Brochure which describes the protections that may be provided by the MSRB rules and how to file a complaint with an appropriate regulatory authority. The MSRB Investor Brochure can be found on the MSRB's website at [www.msrb.org](http://www.msrb.org).**

**Tax Reporting** Cost data and realized gains / losses are provided for informational purposes only. Please review for accuracy and consult your tax advisor to determine the tax consequences of your security transactions. PFM does not report such information to the IRS or other taxing authorities and is not responsible for the accuracy of such information that may be required to be reported to federal, state or other taxing authorities.

**Financial Situation** In order to better serve you, PFM should be promptly notified of any material change in your investment objective or financial situation.

**Callable Securities** Securities subject to redemption prior to maturity may be redeemed in whole or in part before maturity, which could affect the yield represented.

**Portfolio** The securities in this portfolio, including shares of mutual funds, are not guaranteed or otherwise protected by PFM, the FDIC (except for certain non-negotiable certificates of deposit) or any government agency. Investment in securities involves risks, including the possible loss of the amount invested. Actual settlement values, accrued interest, and amortized cost amounts may vary for securities subject to an adjustable interest rate or subject to principal paydowns. Any changes to the values shown may be reflected within the next monthly statement's beginning values.

**Rating** Information provided for ratings is based upon a good faith inquiry of selected sources, but its accuracy and completeness cannot be guaranteed.

Shares of some money market and TERM funds are marketed through representatives of PFM's wholly owned subsidiary, PFM Fund Distributors, Inc. PFM Fund Distributors, Inc. is registered with the SEC as a broker/dealer and is a member of the Financial Industry Regulatory Authority ("FINRA") and the Municipal Securities Rulemaking Board ("MSRB"). You may reach the FINRA by calling the FINRA Regulator Public Disclosure Hotline at 1-888-289-9999 or at the FINRA Regulation Internet website address [www.nasd.com](http://www.nasd.com). A brochure describing the FINRA Regulation Public Disclosure Program is also available from the FINRA upon request.

#### Key Terms and Definitions

**Dividends** on money market funds consist of interest earned, plus any discount ratably amortized to the date of maturity, plus all realized gains and losses on the sale of securities prior to maturity, less ratable amortization of any premium and all accrued expenses to the fund. Dividends are accrued daily and may be paid either monthly or quarterly. The monthly earnings on this statement represent the estimated dividend accrued for the month for any program that distributes earnings on a quarterly basis. There is no guarantee that the estimated amount will be paid on the actual distribution date.

**Current Yield** is the net change, exclusive of capital changes and income other than investment income, in the value of a hypothetical fund account with a balance of one share over the seven-day base period including the statement date, expressed as a percentage of the value of one share (normally \$1.00 per share) at the beginning of the seven-day period. This resulting net change in account value is then annualized by multiplying it by

365 and dividing the result by 7. The yields quoted should not be considered a representation of the yield of the fund in the future, since the yield is not fixed. **Average maturity** represents the average maturity of all securities and investments of a portfolio, determined by multiplying the par or principal value of each security or investment by its maturity (days or years), summing the products, and dividing the sum by the total principal value of the portfolio. The stated maturity date of mortgage backed or callable securities are used in this statement. However the actual maturity of these securities could vary depending on the level or prepayments on the underlying mortgages or whether a callable security has or is still able to be called.

**Monthly distribution yield** represents the net change in the value of one share (normally \$1.00 per share) resulting from all dividends declared during the month by a fund expressed as a percentage of the value of one share at the beginning of the month. This resulting net change is then annualized by multiplying it by 365 and dividing it by the number of calendar days in the month. **YTM at Cost** The yield to maturity at cost is the expected rate of return, based on the original cost, the annual interest receipts, maturity value and the time period from purchase date to maturity, stated as a percentage, on an annualized basis.

**YTM at Market** The yield to maturity at market is the rate of return, based on the current market value, the annual interest receipts, maturity value and the time period remaining until maturity, stated as a percentage, on an annualized basis. **Managed Account A** portfolio of investments managed discretely by PFM according to the client's specific investment policy and requirements. The investments are directly owned by the client and held by the client's custodian. **Unsettled Trade A** trade which has been executed however the final consummation of the security transaction and payment has not yet taken place.

Please review the detail pages of this statement carefully. If you think your statement is wrong, missing account information, or if you need more information about a transaction, please contact PFM within 60 days of receipt. If you have other concerns or questions regarding your account you should contact a member of your client management team or PFM Service Operations at the address below.

PFM Asset Management LLC  
Attn: Service Operations  
213 Market Street  
Harrisburg, PA 17101



SAN BERNARDINO COUNTY

**Consolidated Summary Statement**

**Account Statement**  
For the Month Ending **November 30, 2020**

**Portfolio Summary**

Portfolio Holdings	Cash Dividends and Income	Closing Market Value
PFM Managed Account	7,660,431.73	8,760,842,571.72
Cash Balance	0.00	266,164,533.24
<b>Total</b>	<b>\$7,660,431.73</b>	<b>\$9,027,007,104.96</b>

**Investment Allocation**

Investment Type	Closing Market Value	Percent
Asset-Backed Security	181,740,512.95	2.01
Bank Note	71,049,492.00	0.79
Certificate of Deposit	1,885,189,258.30	20.88
Commercial Paper	1,119,507,075.00	12.40
Corporate Note	195,500,471.42	2.17
Federal Agency Collateralized Mortgage Obligation	2,997,744.69	0.03
Federal Agency Bond / Note	2,842,181,327.36	31.50
Federal Agency Discount Note	49,997,750.00	0.55
Federally Insured Cash Account	25,000,000.00	0.28
Joint Powers Authority	375,000,000.00	4.15
Money Market Mutual Fund	2,000,000.00	0.02
NOW Account	200,000,000.00	2.22
Supra-National Agency Bond / Note	254,960,175.00	2.82
U.S. Treasury Bond / Note	1,555,718,765.00	17.23
Cash Balance	266,164,533.24	2.95
<b>Total</b>	<b>\$9,027,007,104.96</b>	<b>100.00%</b>



**Account Statement**  
For the Month Ending **November 30, 2020**

**Consolidated Summary Statement**

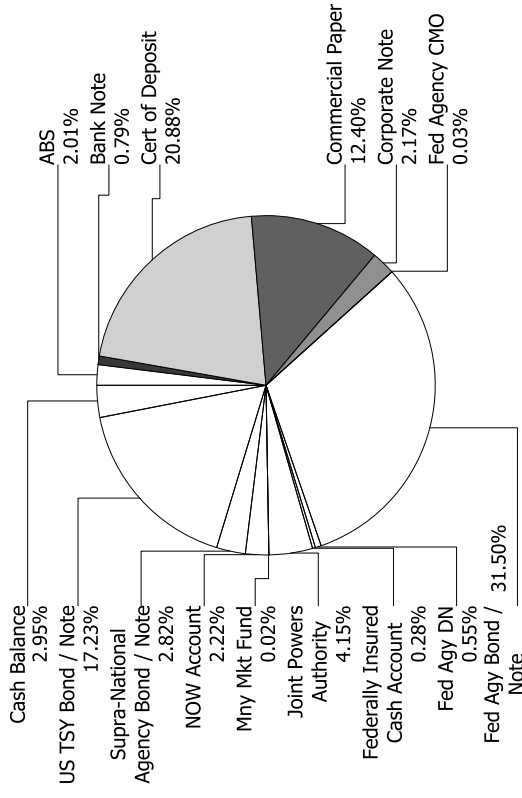
SAN BERNARDINO COUNTY

**Maturity Distribution (Fixed Income Holdings)**

Portfolio Holdings	Closing Market Value	Percent
Under 30 days	1,399,845,896.29	15.51
31 to 60 days	460,069,217.78	5.10
61 to 90 days	725,901,059.01	8.04
91 to 180 days	861,288,324.20	9.54
181 days to 1 year	1,454,100,996.78	16.11
1 to 2 years	1,042,233,760.75	11.55
2 to 3 years	1,464,562,962.70	16.22
3 to 4 years	956,003,850.68	10.59
4 to 5 years	663,001,036.77	7.34
Over 5 years	0.00	0.00
<b>Total</b>	<b>\$9,027,007,104.96</b>	<b>100.00%</b>

**Weighted Average Days to Maturity**      **529**

**Sector Allocation**





## Managed Account Summary Statement

For the Month Ending **November 30, 2020**

SAN BERNARDINO COUNTY - 76990800

### Transaction Summary - Managed Account

#### Opening Market Value

Maturities/Calls	\$8,727,350,683.38
Principal Dispositions	(1,403,936,296.13)
Principal Acquisitions	(345,000,000.00)
Unsettled Trades	1,784,334,715.50
Change in Current Value	0.00
	(1,906,531.03)
<b>Closing Market Value</b>	<b>\$8,760,842,571.72</b>

### Cash Transactions Summary - Managed Account

Maturities/Calls	1,396,224,549.27
Sale Proceeds	345,000,000.00
Coupon/Interest/Dividend Income	6,079,465.64
Principal Payments	8,604,566.30
Security Purchases	(1,784,335,962.50)
Net Cash Contribution	28,427,381.29
Reconciling Transactions	0.00

### Earnings Reconciliation (Cash Basis) - Managed Account

Interest/Dividends/Coupons Received	6,972,285.08
Less Purchased Interest Related to Interest/Coupons	(1,247.00)
Plus Net Realized Gains/Losses	689,393.65
<b>Total Cash Basis Earnings</b>	<b>\$7,660,431.73</b>

### Cash Balance

**Closing Cash Balance** **\$0.00**

### Earnings Reconciliation (Accrual Basis)

	Total
Ending Amortized Value of Securities	8,642,882,276.77
Ending Accrued Interest	21,979,187.41
Plus Proceeds from Sales	345,000,000.00
Plus Proceeds of Maturities/Calls/Principal Payments	1,404,829,115.57
Plus Coupons/Dividends Received	6,079,465.64
Less Cost of New Purchases	(1,784,335,962.50)
Less Beginning Amortized Value of Securities	(8,606,991,805.74)
Less Beginning Accrued Interest	(21,983,764.39)

#### Total Accrual Basis Earnings

**\$7,458,512.76**



SAN BERNARDINO COUNTY - 76990800

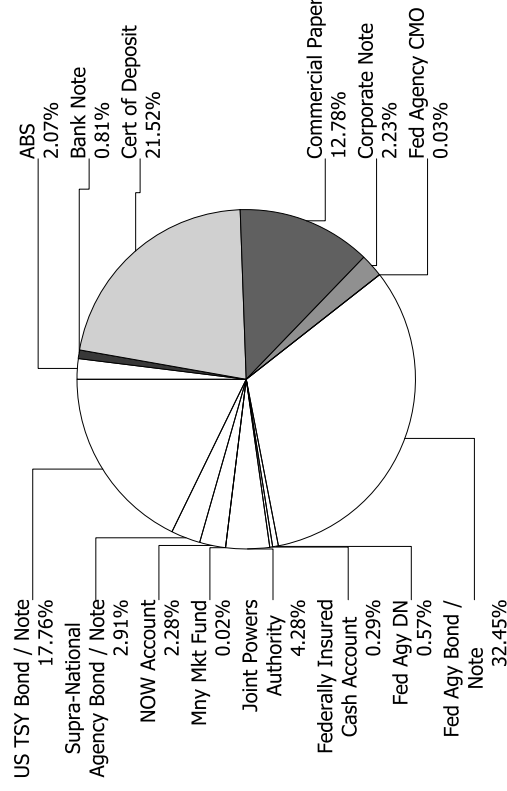
**Portfolio Summary and Statistics**

For the Month Ending **November 30, 2020**

**Account Summary**

Description	Par Value	Market Value	Percent
U.S. Treasury Bond / Note	1,500,000,000.00	1,555,718,765.00	17.76
Supra-National Agency Bond / Note	250,000,000.00	254,960,175.00	2.91
NOW Account	200,000,000.00	200,000,000.00	2.28
Money Market Mutual Fund	2,000,000.00	2,000,000.00	0.02
Joint Powers Authority	375,000,000.00	375,000,000.00	4.28
Federally Insured Cash Account	25,000,000.00	25,000,000.00	0.29
Federal Agency Discount Note	50,000,000.00	49,997,750.00	0.57
Federal Agency Collateralized Mortgage Obligation	3,000,000.00	2,997,744.69	0.03
Federal Agency Bond / Note	2,791,235,000.00	2,842,181,327.36	32.45
Corporate Note	193,090,000.00	195,500,471.42	2.23
Commercial Paper	1,120,000,000.00	1,119,507,075.00	12.78
Certificate of Deposit	1,885,000,000.00	1,885,189,258.30	21.52
Bank Note	70,000,000.00	71,049,492.00	0.81
Asset-Backed Security	178,951,032.24	181,740,512.95	2.07
<b>Managed Account Sub-Total</b>	<b>8,643,276,032.24</b>	<b>8,760,842,571.72</b>	<b>100.00%</b>
Accrued Interest		21,979,187.41	
<b>Total Portfolio</b>	<b>8,643,276,032.24</b>	<b>8,782,821,759.13</b>	

**Sector Allocation**



**Unsettled Trades**

**0.00**

**0.00**

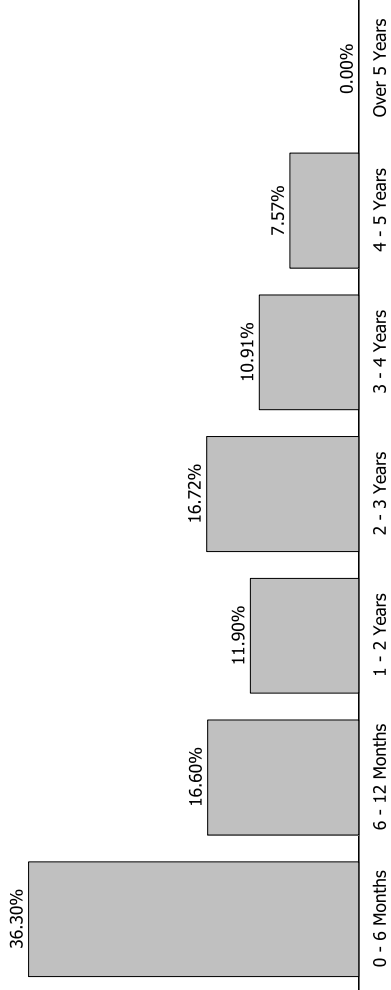


## Portfolio Summary and Statistics

For the Month Ending **November 30, 2020**

SAN BERNARDINO COUNTY - 76990800

### Maturity Distribution



### Characteristics

Yield to Maturity at Cost	1.04%
Yield to Maturity at Market	0.26%
Weighted Average Days to Maturity	545



## Managed Account Issuer Summary

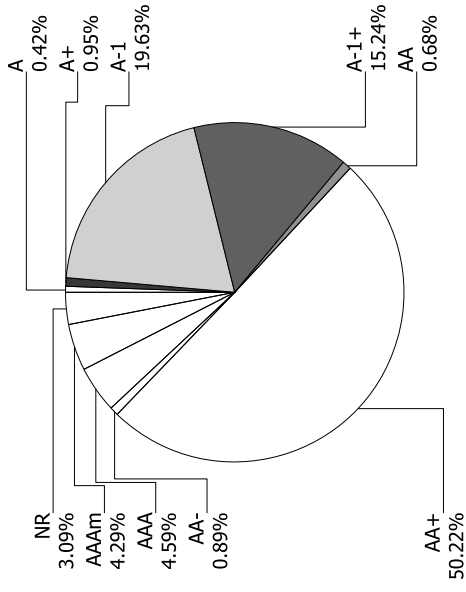
For the Month Ending November 30, 2020

SAN BERNARDINO COUNTY - 76990800

### Issuer Summary

### Credit Quality (S&P Ratings)

Issuer	Market Value of Holdings	Percent
3M COMPANY	17,285,746.00	0.20
BANK OF AMERICA CO	60,075,037.45	0.69
BANK OF MONTREAL	299,983,988.13	3.42
BANK OF NOVA SCOTIA	150,008,618.05	1.71
BANK OF THE WEST	200,000,000.00	2.28
BNP PARIBAS	179,913,345.00	2.05
CAMP	375,000,000.00	4.28
CHASE ISSURANCE	18,506,355.00	0.21
CHEVRON CORPORATION	24,510,267.50	0.28
CREDIT AGRICOLE SA	289,978,205.00	3.31
DEERE & COMPANY	31,463,776.00	0.36
EXXON MOBIL CORP	217,330,471.52	2.48
FANNIE MAE	976,083,515.00	11.15
FEDERAL FARM CREDIT BANKS	561,036,671.78	6.40
FEDERAL HOME LOAN BANKS	552,828,273.78	6.31
FEDERATED GOVT OBLIGATIONS FUNDS	1,000,000.00	0.01
FIDELITY TREASURY MF	1,000,000.00	0.01
FREDDIE MAC	805,228,361.49	9.19
HONDA AUTO RECEIVABLES	53,984,925.95	0.62
HYUNDAI AUTO RECEIVABLES	5,033,919.86	0.06
INTER-AMERICAN DEVELOPMENT BANK	123,776,885.00	1.41
INTERNATIONAL FINANCE CORPORATION	25,035,775.00	0.29
INTL BANK OF RECONSTRUCTION AND DEV	106,147,515.00	1.21
JOHN DEERE OWNER TRUST	17,464,552.04	0.20
JP MORGAN CHASE & CO	199,787,150.00	2.28
MERCEDES-BENZ AUTO LEASE TRUST	10,737,981.18	0.12
MERCEDES-BENZ AUTO RECEIVABLES	9,868,774.53	0.11
MICROSOFT CORP	9,876,812.40	0.11
NORDEA BANK ABP	199,995,680.70	2.28
RABOBANK NEDERLAND	249,862,175.00	2.85
ROYAL BANK OF CANADA	250,011,659.95	2.85
STONECASTLE FICA	25,000,000.00	0.29







### Managed Account Issuer Summary

SAN BERNARDINO COUNTY - 76990800

<b>Issuer</b>	<b>Market Value of Holdings</b>	<b>Percent</b>
SVENSKA HANDELSBANKEN AB	275,071,551.53	3.14
SWEDBANK AB	274,954,900.83	3.14
THE BANK OF NEW YORK MELLON CORPORATION	5,156,825.00	0.06
TORONTO-DOMINION BANK	285,118,601.73	3.25
TOYOTA MOTOR CORP	91,573,280.39	1.05
UNITED STATES TREASURY	1,555,718,765.00	17.77
US BANCORP	148,260,720.90	1.69
VISA INC	4,553,094.00	0.05
WAL-MART STORES INC	17,276,845.00	0.20
WELLS FARGO & COMPANY	55,341,549.03	0.63
<b>Total</b>	<b>\$8,760,842,571.72</b>	<b>100.00%</b>



## Managed Account Detail of Securities Held

For the Month Ending **November 30, 2020**

SAN BERNARDINO COUNTY - 76990800

Security Type / Description	Dated Date / Coupon / Maturity	CUSIP	S&P Rating	Moody's Rating	Trade Date	Settle Date	Original Cost	YTM at Cost	Accrued Interest	Amortized Cost	Market Value
U.S. Treasury Bond / Note											
US TREASURY N/B NOTES	DTD 02/15/2018 2.250% 02/15/2021	9128283X6	AA+	Aaa	03/14/19	03/18/19	49,787,109.38	2.48	330,163.04	49,976,886.16	50,218,750.00
US TREASURY N/B NOTES	DTD 02/15/2018 2.250% 02/15/2021	9128283X6	AA+	Aaa	03/25/19	03/26/19	74,923,828.13	2.30	495,244.57	74,991,634.30	75,328,125.00
US TREASURY NOTES	DTD 02/29/2016 1.125% 02/28/2021	912828P87	AA+	Aaa	11/29/17	11/30/17	24,374,023.44	1.92	71,477.90	24,953,025.37	25,062,500.00
US TREASURY NOTES	DTD 05/31/2016 1.375% 05/31/2021	912828R77	AA+	Aaa	12/20/16	12/21/16	24,334,960.94	2.00	944.37	24,925,787.87	25,156,250.00
US TREASURY NOTES	DTD 05/31/2014 2.000% 05/31/2021	912828WN6	AA+	Aaa	12/02/16	12/05/16	50,447,265.63	1.79	2,747.25	50,049,423.13	50,468,750.00
US TREASURY NOTES	DTD 07/31/2014 2.250% 07/31/2021	912828WY2	AA+	Aaa	04/29/19	04/30/19	99,925,781.25	2.28	752,038.04	99,978,176.26	101,421,880.00
US TREASURY NOTES	DTD 09/30/2016 1.125% 09/30/2021	912828T34	AA+	Aaa	11/29/17	11/30/17	24,198,242.19	2.00	47,905.22	24,826,476.70	25,207,030.00
US TREASURY NOTES	DTD 12/01/2014 1.875% 11/30/2021	912828G53	AA+	Aaa	12/20/16	12/21/16	24,734,375.00	2.10	1,287.77	24,946,433.52	25,437,500.00
US TREASURY NOTES	DTD 02/02/2015 1.500% 01/31/2022	912828H86	AA+	Aaa	02/15/17	02/16/17	48,779,296.88	2.02	250,679.35	49,712,696.39	50,796,875.00
US TREASURY N/B NOTES	DTD 02/28/2017 1.875% 02/28/2022	912828W55	AA+	Aaa	11/29/17	11/30/17	24,823,242.19	2.05	119,129.83	24,948,260.45	25,542,970.00
US TREASURY NOTES	DTD 07/31/2017 1.875% 07/31/2022	912828P4	AA+	Aaa	04/29/19	04/30/19	98,746,093.75	2.28	626,698.37	99,359,325.68	102,859,380.00
US TREASURY N/B NOTES	DTD 11/02/2015 1.875% 10/31/2022	912828M49	AA+	Aaa	11/29/17	11/30/17	24,739,257.81	2.10	40,141.57	24,898,519.60	25,820,312.50
US TREASURY N/B NOTES	DTD 05/31/2016 1.625% 05/31/2023	912828R69	AA+	Aaa	04/05/19	04/08/19	48,658,203.13	2.31	2,232.14	49,192,617.60	51,804,690.00
US TREASURY NOTES	DTD 06/30/2016 1.375% 06/30/2023	912828S35	AA+	Aaa	11/08/19	11/12/19	24,701,171.88	1.72	143,851.90	24,787,935.70	25,773,437.50



## Managed Account Detail of Securities Held

For the Month Ending **November 30, 2020**

SAN BERNARDINO COUNTY - 76990800

Security Type/Description	Dated Date/Coupon/Maturity	CUSIP	S&P Rating	Moody's Rating	Trade Date	Settle Date	Original Cost	YTM at Cost	Accrued Interest	Amortized Cost	Market Value
U.S. Treasury Bond / Note											
US TREASURY NOTES	DTD 06/30/2016 1.375% 06/30/2023	912828S35	AA+	Aaa	04/03/19	04/04/19	48,123,046.88	2.31	287,703.81	48,859,035.60	51,546,875.00
US TREASURY N/B NOTES	DTD 07/02/2018 2.625% 06/30/2023	9128284U1	AA+	Aaa	04/05/19	04/08/19	50,634,765.63	2.31	549,252.72	50,386,861.70	53,156,250.00
US TREASURY NOTES	DTD 06/30/2016 1.375% 06/30/2023	912828S35	AA+	Aaa	04/15/19	04/16/19	96,035,156.25	2.37	575,407.61	97,571,016.95	103,093,750.00
US TREASURY NOTES	DTD 08/01/2016 1.250% 07/31/2023	912828S92	AA+	Aaa	03/27/19	03/28/19	96,265,625.00	2.15	417,798.91	97,711,341.42	102,843,750.00
US TREASURY NOTES	DTD 08/31/2016 1.375% 08/31/2023	9128282D1	AA+	Aaa	03/28/19	03/29/19	96,562,500.00	2.20	349,447.51	97,866,452.66	103,281,250.00
US TREASURY NOTES	DTD 05/15/2014 2.500% 05/15/2024	912828WJ5	AA+	Aaa	09/30/19	10/01/19	52,062,500.00	1.57	55,248.62	51,540,765.70	53,906,250.00
US TREASURY NOTES	DTD 05/15/2014 2.500% 05/15/2024	912828WJ5	AA+	Aaa	12/23/19	12/26/19	51,611,328.13	1.73	55,248.62	51,268,342.55	53,906,250.00
US TREASURY N/B NOTES	DTD 06/30/2017 2.000% 06/30/2024	912828XX3	AA+	Aaa	09/25/19	09/26/19	50,886,718.75	1.61	418,478.26	50,666,441.29	53,140,625.00
US TREASURY N/B NOTES	DTD 06/30/2017 2.000% 06/30/2024	912828XX3	AA+	Aaa	10/31/19	11/01/19	51,017,578.13	1.55	418,478.26	50,780,959.84	53,140,625.00
US TREASURY N/B NOTES	DTD 06/30/2017 2.000% 06/30/2024	912828XX3	AA+	Aaa	11/01/19	11/04/19	50,935,546.88	1.58	418,478.26	50,719,270.45	53,140,625.00
UNITED STATES TREASURY NOTES	DTD 06/30/2019 1.750% 06/30/2024	9128286Z8	AA+	Aaa	12/11/19	12/12/19	50,173,828.13	1.67	366,168.48	50,136,698.78	52,695,310.00
US TREASURY N/B	DTD 07/31/2017 2.125% 07/31/2024	9128282N9	AA+	Aaa	10/10/19	10/11/19	51,474,609.38	1.49	355,129.08	51,124,232.11	53,429,690.00
US TREASURY N/B	DTD 02/17/2015 2.000% 02/15/2025	912828JZ7	AA+	Aaa	12/19/19	12/20/19	50,576,171.88	1.77	293,478.26	50,470,051.05	53,554,690.00
US TREASURY NOTES	DTD 05/15/2015 2.125% 05/15/2025	912828XB1	AA+	Aaa	12/09/19	12/10/19	51,109,375.00	1.70	46,961.33	50,909,653.93	53,984,375.00



## Managed Account Detail of Securities Held

For the Month Ending **November 30, 2020**

SAN BERNARDINO COUNTY - 76990800											
Security Type/Description	CUSIP	Par	S&P Rating	Moody's Rating	Trade Date	Settle Date	Original Cost	YTM at Cost	Accrued Interest	Amortized Cost	Market Value
<b>Security Type Sub-Total</b>		<b>1,500,000,000.00</b>					<b>1,490,641,601.64</b>	<b>2.02</b>	<b>7,491,821.05</b>	<b>1,497,558,322.76</b>	<b>1,555,718,765.00</b>
Supra-National Agency Bond / Note											
INTERNATIONAL FINANCE CORPORATION NOTE	45950KCM0	25,000,000.00	AAA	Aaa	01/18/18	01/25/18	24,926,500.00	2.35	196,875.00	24,996,311.59	25,035,775.00
DTD 01/25/2018 2.250% 01/25/2021											
INTER-AMERICAN DEVELOPMENT BANK NOTE	4581X0DB1	50,000,000.00	AAA	Aaa	04/12/18	04/19/18	49,890,000.00	2.70	153,125.00	49,986,049.27	50,457,750.00
DTD 04/19/2018 2.625% 04/19/2021											
INTL BANK OF RECONSTRUCTION AND DEV NOTE	459058GH0	50,000,000.00	AAA	Aaa	07/18/18	07/25/18	49,883,000.00	2.83	488,888.89	49,974,974.41	50,818,250.00
DTD 07/25/2018 2.750% 07/23/2021											
INTL BANK OF RECON AND DEV GLOBAL NOTES	459058GF4	20,000,000.00	AAA	Aaa	12/12/17	12/13/17	19,955,000.00	2.18	198,333.33	19,988,388.09	20,397,000.00
DTD 12/13/2017 2.125% 12/13/2021											
INTER-AMERICAN DEVELOPMENT BANK NOTE	4581X0DD7	25,000,000.00	AAA	Aaa	09/20/18	09/26/18	24,944,000.00	3.06	135,416.67	24,974,548.94	26,260,025.00
DTD 09/26/2018 3.000% 09/26/2022											
INTER-AMERICAN DEVEL BK CORPORATE NOTES	4581X0DM7	20,000,000.00	AAA	Aaa	04/17/20	04/24/20	19,993,200.00	0.51	1,944.44	19,994,535.82	20,124,160.00
DTD 04/24/2020 0.500% 05/24/2023											
INTER-AMERICAN DEVELOPMENT BANK NOTE	4581X0CC0	25,000,000.00	AAA	Aaa	03/14/19	03/21/19	25,480,000.00	2.55	118,750.00	25,300,217.13	26,934,950.00
DTD 10/04/2013 3.000% 10/04/2023											
INTL BK RECON & DEVELOP CORPORATE NOTES	459058JM6	25,000,000.00	AAA	Aaa	11/17/20	11/24/20	24,946,250.00	0.32	1,215.28	24,946,593.61	24,998,775.00
DTD 11/24/2020 0.250% 11/24/2023											
INTL BANK OF RECON AND DEV SN (FLOATER)	45906M2B6	10,000,000.00	AAA	Aaa	06/09/20	06/16/20	10,000,000.00	0.48	9,894.45	10,000,000.00	9,933,490.00
DTD 06/16/2020 0.470% 06/17/2024											
<b>Security Type Sub-Total</b>		<b>250,000,000.00</b>					<b>250,017,950.00</b>	<b>2.18</b>	<b>1,304,443.06</b>	<b>250,161,618.86</b>	<b>254,960,175.00</b>



**Managed Account Detail of Securities Held**

For the Month Ending **November 30, 2020**

SAN BERNARDINO COUNTY - 76990800

Security Type/Description	Dated Date/Coupon/Maturity	CUSIP	S&P Rating	Moody's Rating	Trade Date	Settle Date	Original Cost	YTM at Cost	Accrued Interest	Amortized Cost	Market Value
<b>NOW Account</b>											
BANK OF THE WEST MONEY MARKET FUND	BKOFWEST7	BKOFWEST7	NR	NR	03/26/20	03/26/20	75,000,000.00	0.20	0.00	75,000,000.00	75,000,000.00
BANK OF THE WEST MONEY MARKET FUND	BKOFWEST7	BKOFWEST7	NR	NR	08/30/19	08/30/19	125,000,000.00	0.20	0.00	125,000,000.00	125,000,000.00
<b>Security Type Sub-Total</b>							<b>200,000,000.00</b>	<b>0.20</b>	<b>0.00</b>	<b>200,000,000.00</b>	<b>200,000,000.00</b>
<b>Money Market Mutual Fund</b>											
FEDERATED GOVT OBLIGATIONS FUND	608919718		AAA	NR	08/31/20	08/31/20	1,000,000.00	0.01	0.00	1,000,000.00	1,000,000.00
FIDELITY GOVT MM FUND 2642	31607A703		AAA	AAA	09/28/20	09/28/20	1,000,000.00	0.01	0.00	1,000,000.00	1,000,000.00
<b>Security Type Sub-Total</b>							<b>2,000,000.00</b>	<b>0.01</b>	<b>0.00</b>	<b>2,000,000.00</b>	<b>2,000,000.00</b>
<b>Joint Powers Authority</b>											
CALIFORNIA ASSET MANAGEMENT PROGRAM	CAMPMF025		AAA	NR	05/21/20	05/21/20	18,000,000.00	0.12	0.00	18,000,000.00	18,000,000.00
CALIFORNIA ASSET MANAGEMENT PROGRAM	CAMPMF025		AAA	NR	10/17/19	10/17/19	36,000,000.00	0.12	0.00	36,000,000.00	36,000,000.00
CALIFORNIA ASSET MANAGEMENT PROGRAM	CAMPMF025		AAA	NR	10/21/19	10/21/19	46,000,000.00	0.12	0.00	46,000,000.00	46,000,000.00
CALIFORNIA ASSET MANAGEMENT PROGRAM	CAMPMF025		AAA	NR	06/30/20	06/30/20	75,000,000.00	0.12	0.00	75,000,000.00	75,000,000.00
CALIFORNIA ASSET MANAGEMENT PROGRAM	CAMPMF025		AAA	NR	08/30/19	08/30/19	200,000,000.00	0.12	0.00	200,000,000.00	200,000,000.00
<b>Security Type Sub-Total</b>							<b>375,000,000.00</b>	<b>0.12</b>	<b>0.00</b>	<b>375,000,000.00</b>	<b>375,000,000.00</b>
<b>Federally Insured Cash Account</b>											
STONECASTLE FICA	FICAMF003		NR	NR	08/30/19	08/30/19	25,000,000.00	0.03	0.00	25,000,000.00	25,000,000.00
<b>Security Type Sub-Total</b>							<b>25,000,000.00</b>	<b>0.03</b>	<b>0.00</b>	<b>25,000,000.00</b>	<b>25,000,000.00</b>
<b>Federal Agency Discount Note</b>											



## Managed Account Detail of Securities Held

For the Month Ending **November 30, 2020**

SAN BERNARDINO COUNTY - 76990800

Security Type/Description	Dated Date/Coupon/Maturity	CUSIP	S&P Rating	Moody's Rating	Trade Date	Settle Date	Original Cost	YTM at Cost	Accrued Interest	Amortized Cost	Market Value	
<b>Federal Agency Discount Note</b>												
FHLB DISC NOTE	--	313384T74	A-1+	P-1	11/03/20	11/04/20	49,994,805.56	0.09	0.00	49,997,993.06	49,997,750.00	
							<b>49,994,805.56</b>	<b>0.09</b>	<b>0.00</b>	<b>49,997,993.06</b>	<b>49,997,750.00</b>	
<b>Security Type Sub-Total</b>												
							<b>50,000,000.00</b>	<b>0.09</b>	<b>0.00</b>	<b>49,997,993.06</b>	<b>49,997,750.00</b>	
<b>Federal Agency Collateralized Mortgage Obligation</b>												
FHMS KJ32 A1	DTD 11/01/2020 0.516% 06/25/2025	3137F72U8	AA+	Aaa	11/19/20	11/30/20	2,999,988.00	0.52	1,290.00	2,999,988.01	2,997,744.69	
							<b>2,999,988.00</b>	<b>0.52</b>	<b>1,290.00</b>	<b>2,999,988.01</b>	<b>2,997,744.69</b>	
<b>Security Type Sub-Total</b>												
							<b>3,000,000.00</b>	<b>0.52</b>	<b>1,290.00</b>	<b>2,999,988.01</b>	<b>2,997,744.69</b>	
<b>Federal Agency Bond / Note</b>												
FREDDIE MAC NOTES	DTD 02/16/2018 2.375% 02/16/2021	3137EAE19	AA+	Aaa	02/15/18	02/16/18	49,868,000.00	2.47	346,354.17	49,990,726.28	50,236,050.00	
FANNIE MAE NOTES	DTD 04/13/2018 2.500% 04/13/2021	3135G0U27	AA+	Aaa	04/12/18	04/13/18	49,925,500.00	2.55	166,666.67	49,990,959.40	50,438,350.00	
FEDERAL FARM CREDIT BANK NOTES	DTD 11/26/2018 2.875% 05/26/2021	3133EJW70	AA+	Aaa	11/26/18	11/27/18	24,955,750.00	2.95	9,982.64	24,991,451.15	25,335,225.00	
FEDERAL FARM CREDIT BANK NOTES	DTD 11/26/2018 2.875% 05/26/2021	3133EJW70	AA+	Aaa	11/20/18	11/26/18	49,966,000.00	2.90	19,965.28	49,993,438.60	50,670,450.00	
FANNIE MAE NOTES	DTD 06/25/2018 2.750% 06/22/2021	3135G0U35	AA+	Aaa	06/22/18	06/25/18	74,982,750.00	2.76	910,937.50	74,996,796.20	76,098,450.00	
FHLB NOTES	DTD 03/05/2012 2.375% 09/10/2021	313378J7	AA+	Aaa	08/29/19	08/30/19	20,321,600.00	1.57	106,875.00	20,122,658.76	20,347,620.00	
FEDERAL HOME LOAN BANKS NOTES	DTD 10/12/2018 3.000% 10/12/2021	3130AF5B9	AA+	Aaa	10/11/18	10/12/18	49,967,500.00	3.02	204,166.67	49,990,659.22	51,234,000.00	
FEDERAL HOME LOAN BANKS NOTES	DTD 11/08/2019 1.625% 11/19/2021	3130AHJY0	AA+	Aaa	11/07/19	11/08/19	29,948,700.00	1.71	16,250.00	29,975,594.47	30,430,140.00	
FEDERAL HOME LOAN BANKS NOTES	DTD 12/20/2019 1.625% 12/20/2021	3130AHSR5	AA+	Aaa	12/19/19	12/20/19	22,475,700.00	1.68	163,515.63	22,487,235.02	22,848,907.50	



## Managed Account Detail of Securities Held

For the Month Ending **November 30, 2020**

SAN BERNARDINO COUNTY - 76990800

Security Type/Description	Dated Date/Coupon/Maturity	CUSIP	S&P Rating	Moody's Rating	Trade Date	Settle Date	Original Cost	YTM at Cost	Accrued Interest	Amortized Cost	Market Value
Federal Agency Bond / Note											
FANNIE MAE NOTES	DTD 01/11/2019 2.625% 01/11/2022	3135G0U92	AA+	Aaa	01/09/19	01/11/19	59,956,800.00	2.65	612,500.00	59,983,997.08	61,647,780.00
FEDERAL FARM CREDIT BANK NOTES	DTD 01/18/2019 2.600% 01/18/2022	3133EJ5P0	AA+	Aaa	01/16/19	01/18/19	49,957,500.00	2.63	480,277.78	49,983,984.95	51,388,800.00
FANNIE MAE NOTES	DTD 04/12/2019 2.250% 04/12/2022	3135G0V59	AA+	Aaa	04/11/19	04/12/19	74,754,000.00	2.36	229,687.50	74,888,447.08	77,136,225.00
FEDERAL FARM CREDIT BANK NOTES	DTD 05/06/2020 0.250% 05/06/2022	3133ELYR9	AA+	Aaa	04/30/20	05/06/20	99,873,000.00	0.31	17,361.11	99,909,360.27	100,116,400.00
FEDERAL HOME LOAN BANK	DTD 06/01/2012 2.125% 06/10/2022	313379O69	AA+	Aaa	07/15/19	07/16/19	25,156,500.00	1.90	252,343.75	25,082,088.68	25,744,625.00
FFCB NOTES	DTD 12/16/2019 1.630% 06/15/2022	3133ELD7	AA+	Aaa	12/04/19	12/16/19	39,997,880.80	1.63	300,644.44	39,998,696.41	40,898,080.00
FREDDIE MAC NOTES	DTD 07/23/2020 0.125% 07/25/2022	3137EAT2	AA+	Aaa	07/21/20	07/23/20	24,943,500.00	0.24	11,111.11	24,953,611.34	24,982,075.00
FANNIE MAE NOTES	DTD 09/06/2019 1.375% 09/06/2022	3135G0W33	AA+	Aaa	09/05/19	09/06/19	74,739,000.00	1.49	243,489.58	74,846,638.69	76,593,000.00
FEDERAL HOME LOAN BANKS NOTES	DTD 08/13/2012 2.000% 09/09/2022	313380GJ0	AA+	Aaa	08/28/19	08/29/19	10,150,500.00	1.49	45,555.56	10,087,961.61	10,323,950.00
FEDERAL HOME LOAN BANK NOTES	DTD 10/22/2020 0.125% 10/21/2022	3130AKDH6	AA+	Aaa	10/21/20	10/22/20	63,915,520.00	0.19	8,666.67	63,920,155.39	63,931,648.00
FFCB NOTES	DTD 11/23/2020 0.125% 11/23/2022	3133EMGX4	AA+	Aaa	11/16/20	11/23/20	74,856,750.00	0.22	2,083.33	74,858,319.86	74,930,925.00
FEDERAL FARM CREDIT BANK NOTES(CALLABLE)	DTD 01/24/2020 1.640% 01/24/2023	3133ELJN5	AA+	Aaa	01/23/20	01/24/20	9,995,000.00	1.66	57,855.56	9,996,423.36	10,164,600.00
FEDERAL FARM CREDIT BANK NOTES(CALLABLE)	DTD 01/24/2020 1.640% 01/24/2023	3133ELJN5	AA+	Aaa	01/23/20	01/24/20	19,990,000.00	1.66	115,711.11	19,992,846.72	20,329,200.00





## Managed Account Detail of Securities Held

For the Month Ending **November 30, 2020**

**SAN BERNARDINO COUNTY - 76990800**

Security Type/Description	Dated Date/Coupon/Maturity	CUSIP	S&P Rating	Moody's Rating	Trade Date	Settle Date	Original Cost	YTM at Cost	Accrued Interest	Amortized Cost	Market Value
Federal Agency Bond / Note											
FEDERAL FARM CREDIT BANK NOTES(CALLABLE)	DTD 01/24/2020 1.640% 01/24/2023	3133ELJN5	AA+	Aaa	01/23/20	01/24/20	19,990,000.00	1.66	115,711.11	19,992,846.72	20,329,200.00
FEDERAL HOME LOAN BANKS NOTES	DTD 02/21/2020 1.375% 02/17/2023	3133AJ7E3	AA+	Aaa	02/20/20	02/21/20	49,908,000.00	1.44	198,611.11	49,931,926.74	51,316,050.00
FEDERAL HOME LOAN BANKS NOTES	DTD 03/01/2018 2.750% 03/10/2023	3133ADRG9	AA+	Aaa	01/07/19	01/09/19	10,042,680.00	2.64	61,875.00	10,023,262.14	10,582,810.00
FREDDIE MAC NOTES	DTD 04/20/2020 0.375% 04/20/2023	3137EAE08	AA+	Aaa	04/17/20	04/20/20	49,875,000.00	0.46	21,354.17	49,900,684.93	50,218,150.00
FREDDIE MAC NOTES (CALLABLE)	DTD 05/04/2020 0.450% 05/04/2023	3134GVRD2	AA+	Aaa	05/01/20	05/04/20	50,000,000.00	0.45	16,875.00	50,000,000.00	50,056,850.00
FREDDIE MAC NOTES	DTD 05/07/2020 0.375% 05/05/2023	3137EAER6	AA+	Aaa	05/05/20	05/07/20	99,958,000.00	0.39	27,083.33	99,965,992.68	100,419,600.00
FANNIE MAE NOTES	DTD 05/22/2020 0.250% 05/22/2023	3135G04Q3	AA+	Aaa	05/20/20	05/22/20	99,699,000.00	0.35	6,250.00	99,752,052.97	100,119,300.00
FFCB FLOATING NOTES	DTD 06/09/2020 0.400% 06/09/2023	3133ELH72	AA+	Aaa	06/03/20	06/09/20	45,000,000.00	0.39	42,125.03	45,000,000.00	45,238,050.00
FREDDIE MAC NOTES	DTD 06/26/2020 0.250% 06/26/2023	3137EAES4	AA+	Aaa	06/24/20	06/26/20	22,932,840.00	0.35	24,756.94	22,942,530.67	23,022,586.00
FANNIE MAE NOTES	DTD 07/10/2020 0.250% 07/10/2023	3135G05G4	AA+	Aaa	07/08/20	07/10/20	49,892,500.00	0.32	48,958.33	49,906,636.99	50,036,850.00
FEDERAL FARM CREDIT BANKS NOTES	DTD 08/14/2019 1.600% 08/14/2023	3133EKZK5	AA+	Aaa	08/28/19	08/29/19	10,047,100.00	1.48	47,555.56	10,032,116.60	10,371,210.00
FREDDIE MAC NOTES	DTD 08/21/2020 0.250% 08/24/2023	3137EAEV7	AA+	Aaa	08/19/20	08/21/20	44,954,100.00	0.28	31,250.00	44,958,363.93	45,034,695.00
FREDDIE MAC NOTES	DTD 09/04/2020 0.250% 09/08/2023	3137EAEW5	AA+	Aaa	09/03/20	09/04/20	31,989,440.00	0.26	19,333.33	31,990,285.57	32,016,192.00
FREDDIE MAC NOTES	DTD 10/16/2020 0.125% 10/16/2023	3137EAEY1	AA+	Aaa	10/14/20	10/16/20	63,761,280.00	0.25	10,000.00	63,771,308.42	63,786,240.00





## Managed Account Detail of Securities Held

For the Month Ending **November 30, 2020**

**SAN BERNARDINO COUNTY - 76990800**

Security Type/Description Dated Date/Coupon/Maturity	CUSIP	S&P Rating	Moody's Rating	Trade Date	Settle Date	Original Cost	YTM at Cost	Accrued Interest	Amortized Cost	Market Value
Federal Agency Bond / Note										
FREDDIE MAC NOTES DTD 11/05/2020 0.250% 11/06/2023	3137EAEZ8	AA+	Aaa	11/03/20	11/05/20	74,932,500.00	0.28	13,541.66	74,934,101.28	74,996,400.00
FANNIE MAE NOTES DTD 11/25/2020 0.250% 11/27/2023	3135G06H1	AA+	Aaa	11/23/20	11/25/20	49,943,000.00	0.29	2,083.33	49,943,311.76	49,997,550.00
FANNIE MAE NOTES DTD 02/08/2019 2.500% 02/05/2024	3135G0V34	AA+	Aaa	02/07/19	02/08/19	99,628,000.00	2.58	805,555.56	99,763,087.22	107,045,700.00
FHLM BONDS DTD 02/15/2019 2.500% 02/13/2024	3130AFW94	AA+	Aaa	02/14/19	02/15/19	49,823,000.00	2.58	375,000.00	49,886,560.86	53,547,400.00
FFCB (CALLABLE) NOTES DTD 03/12/2020 1.050% 03/12/2024	3133ELSL9	AA+	Aaa	03/06/20	03/12/20	30,995,000.00	1.05	71,417.65	30,995,000.00	31,070,751.78
FFCB (CALLABLE) NOTES DTD 03/12/2020 1.050% 03/12/2024	3133ELSL9	AA+	Aaa	03/06/20	03/12/20	50,000,000.00	1.05	115,208.33	50,000,000.00	50,122,200.00
FEDERAL FARM CREDIT BANK NOTES(CALLABLE) DTD 04/22/2020 0.800% 04/22/2024	3133ELXC3	AA+	Aaa	04/16/20	04/22/20	10,000,000.00	0.80	8,666.67	10,000,000.00	10,023,860.00
FEDERAL FARM CREDIT BANK NOTES(CALLABLE) DTD 04/22/2020 0.800% 04/22/2024	3133ELXC3	AA+	Aaa	04/16/20	04/22/20	10,000,000.00	0.80	8,666.67	10,000,000.00	10,023,860.00
FEDERAL FARM CREDIT BANK NOTES(CALLABLE) DTD 04/22/2020 0.800% 04/22/2024	3133ELXC3	AA+	Aaa	04/16/20	04/22/20	10,000,000.00	0.80	8,666.67	10,000,000.00	10,023,860.00
FHLMC (CALLABLE) NOTES DTD 04/29/2020 0.570% 04/29/2024	3134GVPP7	AA+	Aaa	04/27/20	04/29/20	25,000,000.00	0.57	12,666.67	25,000,000.00	25,094,525.00
FHLMC (CALLABLE) NOTES DTD 05/20/2020 0.560% 05/20/2024	3134GVTN8	AA+	Aaa	05/12/20	05/20/20	24,990,000.00	0.57	4,277.78	24,991,334.70	25,040,525.00
FHLMC (CALLABLE) NOTES DTD 05/20/2020 0.510% 05/20/2024	3134GVUY2	AA+	Aaa	05/12/20	05/20/20	25,000,000.00	0.51	3,895.83	25,000,000.00	25,072,750.00
FHLMC (CALLABLE) NOTES DTD 05/20/2020 0.590% 05/20/2024	3134GVXD5	AA+	Aaa	05/18/20	05/20/20	25,000,000.00	0.59	4,506.94	25,000,000.00	25,046,375.00



## Managed Account Detail of Securities Held

For the Month Ending **November 30, 2020**

SAN BERNARDINO COUNTY - 76990800

Security Type/Description	Dated Date/Coupon/Maturity	CUSIP	S&P Rating	Moody's Rating	Trade Date	Settle Date	Original Cost	YTM at Cost	Accrued Interest	Amortized Cost	Market Value
Federal Agency Bond / Note											
FHLMC (CALLABLE) NOTES	DTD 05/20/2020 0.500% 05/20/2024	3134GVXC7	AA+	Aaa	05/18/20	05/20/20	25,000,000.00	0.50	3,819.44	25,000,000.00	25,084,475.00
FANNIE MAE NOTES	DTD 07/08/2019 1.750% 07/02/2024	3135G0V75	AA+	Aaa	07/08/19	07/09/19	24,781,000.00	1.94	181,076.39	24,842,488.46	26,305,300.00
FEDERAL HOME LOAN BANK NOTES	DTD 08/15/2014 2.875% 09/13/2024	3130A2UW4	AA+	Aaa	09/23/19	09/24/19	26,450,750.00	1.65	155,729.17	26,104,039.92	27,404,500.00
FEDERAL HOME LOAN BANK NOTES	DTD 08/15/2014 2.875% 09/13/2024	3130A2UW4	AA+	Aaa	09/25/19	09/26/19	26,433,325.00	1.67	155,729.17	26,091,981.89	27,404,500.00
FANNIE MAE NOTES	DTD 10/18/2019 1.625% 10/15/2024	3135G0W66	AA+	Aaa	10/17/19	10/18/19	24,957,250.00	1.66	51,909.72	24,966,859.38	26,258,925.00
FEDERAL HOME LOAN BANK NOTES	DTD 11/06/2014 2.750% 12/13/2024	3130A3GE8	AA+	Aaa	12/04/19	12/05/19	10,515,630.00	1.68	128,333.33	10,413,908.99	10,953,810.00
FEDERAL HOME LOAN BANK NOTES	DTD 11/06/2014 2.750% 12/13/2024	3130A3GE8	AA+	Aaa	12/03/19	12/05/19	26,384,500.00	1.60	320,833.33	26,111,372.48	27,384,525.00
FEDERAL HOME LOAN BANK NOTES	DTD 11/06/2014 2.750% 12/13/2024	3130A3GE8	AA+	Aaa	12/04/19	12/05/19	26,287,500.00	1.68	320,833.33	26,033,508.17	27,384,525.00
FANNIE MAE NOTES	DTD 01/10/2020 1.625% 01/07/2025	3135G0X24	AA+	Aaa	01/08/20	01/10/20	74,760,750.00	1.69	487,500.00	74,803,510.69	78,809,100.00
FREDDIE MAC NOTES	DTD 02/14/2020 1.500% 02/12/2025	3137EAEPO	AA+	Aaa	02/13/20	02/14/20	49,961,500.00	1.52	227,083.33	49,967,638.90	52,317,750.00
FEDERAL HOME LOAN BANKS NOTES	DTD 02/17/2015 2.375% 03/14/2025	3130A4CH3	AA+	Aaa	12/05/19	12/06/19	26,658,094.40	1.74	131,263.61	26,504,675.14	28,011,645.28
FANNIE MAE NOTES	DTD 04/24/2020 0.625% 04/22/2025	3135G03U5	AA+	Aaa	04/22/20	04/24/20	49,897,000.00	0.67	33,854.17	49,909,479.71	50,499,000.00
FHLMC (CALLABLE) NOTES	DTD 05/06/2020 0.700% 05/06/2025	3134GVPR3	AA+	Aaa	04/27/20	05/06/20	25,000,000.00	0.70	12,152.78	25,000,000.00	25,110,175.00
FANNIE MAE NOTES	DTD 06/19/2020 0.500% 06/17/2025	3135G04Z3	AA+	Aaa	06/17/20	06/19/20	49,896,500.00	0.54	112,500.00	49,905,862.66	50,144,900.00



## Managed Account Detail of Securities Held

For the Month Ending **November 30, 2020**

SAN BERNARDINO COUNTY - 76990800

Security Type/Description Dated Date/Coupon/Maturity	CUSIP	S&P Rating	Moody's Rating	Trade Date	Settle Date	Original Cost	YTM at Cost	Accrued Interest	Amortized Cost	Market Value
<b>Federal Agency Bond / Note</b>										
FREDDIE MAC NOTES DTD 07/23/2020 0.375% 07/21/2025	3137EAEU9	AA+	Aaa	07/21/20	07/23/20	44,775,900.00	0.48	60,000.00	44,791,994.90	44,875,035.00
FANNIE MAE NOTES DTD 08/27/2020 0.375% 08/25/2025	3135G05X7	AA+	Aaa	08/25/20	08/27/20	49,766,000.00	0.47	48,958.33	49,778,315.79	49,811,650.00
FREDDIE MAC (CALLABLE) NOTES DTD 09/02/2020 0.550% 09/02/2025	3134GWA22	AA+	Aaa	09/02/20	09/03/20	19,900,000.00	0.55	27,058.47	19,900,000.00	19,906,208.80
FEDERAL HOME LOAN BANK NOTES DTD 09/11/2020 0.375% 09/04/2025	3130AK5E2	AA+	Aaa	09/10/20	09/11/20	13,958,000.00	0.44	11,666.67	13,959,870.26	13,979,868.00
FREDDIE MAC NOTES DTD 09/25/2020 0.375% 09/23/2025	3137EAEX3	AA+	Aaa	09/23/20	09/25/20	19,939,800.00	0.44	13,750.00	19,942,011.29	19,913,960.00
FANNIE MAE NOTES DTD 11/12/2020 0.500% 11/07/2025	3135G06G3	AA+	Aaa	11/09/20	11/12/20	44,838,900.00	0.57	11,875.00	44,840,580.89	45,141,435.00

**Security Type Sub-Total** **2,791,235,000.00** **2,794,221,290.20** **1.24** **8,923,819.97** **2,793,591,554.24** **2,842,181,327.36**

**Corporate Note**

VISA INC (CALLABLE) CORP NOTES DTD 12/14/2015 2.200% 12/14/2020	92826CAB8	AA-	Aa3	03/12/20	03/16/20	4,560,374.00	1.89	46,435.28	4,550,000.00	4,553,094.00
3M COMPANY (CALLED, OMD 09/14/21) CORP N DTD 09/14/2018 3.000% 12/23/2020	88579YBA8	A+	A1	09/11/18	09/14/18	1,995,900.00	3.10	12,833.33	1,999,891.46	2,039,396.00
3M COMPANY CORP (CALLED, OMD 09/19/21) N DTD 09/19/2016 1.625% 12/23/2020	88579YAU5	A+	A1	11/05/18	11/07/18	9,571,200.00	3.74	32,500.00	9,987,858.94	10,102,240.00
EXXON MOBIL CORPORATE (CALLABLE) NOTES DTD 03/03/2016 2.222% 03/01/2021	30231GAV4	AA	Aa1	11/26/18	11/28/18	4,887,350.00	3.26	27,775.00	4,986,856.44	5,015,990.00
EXXON MOBIL CORPORATE (CALLABLE) NOTES DTD 03/03/2016 2.222% 03/01/2021	30231GAV4	AA	Aa1	03/09/20	03/11/20	9,255,153.60	2.05	51,328.20	9,242,689.94	9,269,549.52



## Managed Account Detail of Securities Held

For the Month Ending **November 30, 2020**

SAN BERNARDINO COUNTY - 76990800

Security Type/Description	Dated Date/Coupon/Maturity	CUSIP	S&P Rating	Moody's Rating	Trade Date	Settle Date	Original Cost	YTM at Cost	Accrued Interest	Amortized Cost	Market Value	
<b>Corporate Note</b>												
JOHN DEERE CAPITAL CORP CORP NOTES DTD 06/07/2019 2.300% 06/07/2021		24422EUV9	A	A2	06/04/19	06/07/19	9,993,200.00	2.34	111,166.67	9,998,251.16	10,107,960.00	
WAL-MART STORES INC CORP NOTES DTD 06/27/2018 3.125% 06/23/2021		931142EJ8	AA	Aa2	06/20/18	06/27/18	6,999,650.00	3.13	96,006.94	6,999,934.62	7,113,995.00	
WAL-MART STORES INC CORP NOTES DTD 06/27/2018 3.125% 06/23/2021		931142EJ8	AA	Aa2	06/21/18	06/27/18	10,011,800.00	3.08	137,152.78	10,002,204.40	10,162,850.00	
MICROSOFT CORP (CALLABLE) NOTES DTD 08/08/2016 1.550% 08/08/2021		594918BP8	AAA	Aaa	05/14/19	05/16/19	9,607,724.00	2.46	47,679.72	9,741,019.63	9,876,812.40	
TOYOTA MOTOR CREDIT CORP CORP NOTES DTD 10/07/2019 1.800% 10/07/2021		89236TGJ8	A+	A1	10/02/19	10/07/19	14,998,200.00	1.81	40,500.00	14,999,236.66	15,192,180.00	
TOYOTA MOTOR CREDIT CORP CORP NOTES DTD 03/18/2019 2.850% 02/18/2022		89236TFU4	A+	A1	03/13/19	03/18/19	10,000,000.00	2.85	57,791.67	10,000,000.00	10,026,010.00	
3M COMPANY BONDS DTD 02/22/2019 2.750% 03/01/2022		88579YBF7	A+	A1	02/12/19	02/22/19	4,997,650.00	2.77	34,375.00	4,999,030.60	5,144,110.00	
JOHN DEERE CAPITAL CORP DTD 03/07/2019 2.950% 04/01/2022		24422EUT4	A	A2	03/04/19	03/07/19	4,997,600.00	2.97	24,583.33	4,998,959.50	5,176,730.00	
TOYOTA MOTOR CREDIT CORP DTD 04/12/2019 2.650% 04/12/2022		89236TFX8	A+	A1	04/09/19	04/12/19	9,993,700.00	2.67	36,069.44	9,997,143.16	10,315,680.00	
US BANK NA CINCINNATI FLOATING CORP NOT DTD 05/23/2019 0.653% 05/23/2022		90331HPD9	AA-	A1	05/13/20	05/15/20	9,933,800.00	2.46	1,450.29	9,951,740.38	10,041,650.00	
US BANK NA CINCINNATI FLOATING CORP NOT DTD 05/23/2019 0.653% 05/23/2022		90331HPD9	AA-	A1	05/14/20	05/18/20	9,932,700.00	2.47	1,450.29	9,950,738.23	10,041,650.00	
JOHN DEERE CAPITAL CORP CORP NOTES DTD 09/12/2019 1.950% 06/13/2022		24422EVA4	A	A2	09/10/19	09/12/19	4,993,550.00	2.00	45,500.00	4,996,412.39	5,122,690.00	



## Managed Account Detail of Securities Held

For the Month Ending **November 30, 2020**

SAN BERNARDINO COUNTY - 76990800

Security Type/Description Dated Date/Coupon/Maturity	CUSIP	S&P Rating	Moody's Rating	Trade Date	Settle Date	YTM at Cost	Accrued Interest	Amortized Cost	Market Value
<b>Corporate Note</b>									
JOHN DEERE CAPITAL CORP CORPORATE NOTES DTD 06/04/2020 0.550% 07/05/2022	24422EVG1	A	A2	06/01/20	06/04/20	0.56	13,520.84	4,999,198.36	5,025,520.00
CHEVRON USA INC CORPORATE NOTES DTD 08/12/2020 0.333% 08/12/2022	166756AF3	AA	Aa2	08/10/20	08/12/20	0.33	14,619.63	14,500,000.00	14,501,087.50
EXXON MOBIL CORPORATION DTD 08/16/2019 1.902% 08/16/2022	30231GBB7	AA	Aa1	08/13/19	08/16/19	1.90	16,642.50	3,000,000.00	3,078,732.00
US BANK NA CINCINNATI DTD 12/09/2019 1.950% 01/09/2023	90331HPF4	AA-	A1	12/05/19	12/09/19	1.98	92,300.00	11,993,121.99	12,395,664.00
BANK OF NY MELLON CORP NOTES DTD 01/28/2020 1.850% 01/27/2023	0640GRAM9	A	A1	04/23/20	04/27/20	1.31	31,861.11	5,056,656.17	5,156,825.00
JOHN DEERE CAPITAL CORP CORPORATE NOTES DTD 06/04/2020 0.700% 07/05/2023	24422EVH9	A	A2	06/01/20	06/04/20	0.73	10,325.00	2,997,933.25	3,026,034.00
CHEVRON USA INC CORPORATE NOTES DTD 08/12/2020 0.426% 08/11/2023	166756AJ5	AA	Aa2	08/10/20	08/12/20	0.43	12,898.33	10,000,000.00	10,009,180.00
JOHN DEERE CAPITAL CORP CORPORATE NOTES DTD 10/09/2020 0.400% 10/10/2023	24422EVJ5	A	A2	10/06/20	10/09/20	0.44	1,733.33	2,996,688.28	3,004,842.00
<b>Security Type Sub-Total</b>	<b>193,090,000.00</b>				<b>192,284,831.60</b>	<b>2.12</b>	<b>998,498.68</b>	<b>192,945,565.56</b>	<b>195,500,471.42</b>
<b>Commercial Paper</b>									
CREDIT AGRICOLE CIB NY COMM PAPER -- 0.000% 12/01/2020	22533TM11	A-1	P-1	11/24/20	11/25/20	0.09	0.00	40,000,000.00	39,999,880.00
CREDIT AGRICOLE CIB NY COMM PAPER -- 0.000% 12/01/2020	22533TM11	A-1	P-1	11/25/20	11/25/20	0.09	0.00	75,000,000.00	74,999,775.00
CREDIT AGRICOLE CIB NY COMM PAPER -- 0.000% 12/17/2020	22533TMH6	A-1	P-1	09/16/20	09/16/20	0.14	0.00	49,996,888.89	49,997,100.00



## Managed Account Detail of Securities Held

For the Month Ending November 30, 2020

SAN BERNARDINO COUNTY - 76990800

Security Type/Description	Dated Date/Coupon/Maturity	CUSIP	S&P Rating	Moody's Rating	Trade Date	Settle Date	Original Cost	YTM at Cost	Accrued Interest	Amortized Cost	Market Value	
<b>Commercial Paper</b>												
EXXON MOBIL CORP COMM PAPER	DTD 10/22/2020 0.000% 12/18/2020	30229AMJ5	A-1+	P-1	10/22/20	10/23/20	49,992,222.22	0.10	0.00	49,997,638.89	49,997,100.00	
EXXON MOBIL CORP COMM PAPER	-- 0.000% 12/30/2020	30229AMW6	A-1+	P-1	11/20/20	11/20/20	49,994,444.44	0.10	0.00	49,995,972.22	49,994,900.00	
CREDIT AGRICOLE CIB NY COMM PAPER	DTD 07/22/2020 0.000% 01/04/2021	22533TN44	A-1	P-1	07/21/20	07/22/20	74,923,916.67	0.22	0.00	74,984,416.67	74,990,175.00	
CREDIT AGRICOLE CIB NY COMM PAPER	DTD 07/22/2020 0.000% 01/13/2021	22533TND4	A-1	P-1	07/21/20	07/22/20	24,972,048.61	0.23	0.00	24,993,131.94	24,995,700.00	
CREDIT AGRICOLE CIB NY COMM PAPER	-- 0.000% 01/14/2021	22533TNE2	A-1	P-1	08/03/20	08/03/20	24,979,500.00	0.18	0.00	24,994,500.00	24,995,575.00	
EXXON MOBIL CORP COMM PAPER	-- 0.000% 01/27/2021	30229ANT2	A-1+	P-1	08/03/20	08/03/20	49,950,833.33	0.20	0.00	49,984,166.67	49,988,850.00	
COOPERATIVE RABOBANK U.A. COMM PAPER	DTD 05/14/2020 0.000% 02/01/2021	21687AP15	A-1	P-1	05/13/20	05/14/20	49,879,458.33	0.33	0.00	49,971,583.33	49,988,100.00	
COOPERATIVE RABOBANK U.A. COMM PAPER	DTD 05/14/2020 0.000% 02/01/2021	21687AP15	A-1	P-1	07/21/20	07/22/20	49,938,027.78	0.23	0.00	49,980,194.45	49,988,100.00	
JP MORGAN SECURITIES LLC COMM PAPER	DTD 07/29/2020 0.000% 02/01/2021	46640PP15	A-1	P-1	07/29/20	07/29/20	49,937,666.67	0.24	0.00	49,979,333.33	49,982,050.00	
BNP PARIBAS NY BRANCH COMM PAPER	DTD 09/10/2020 0.000% 02/05/2021	09659BP53	A-1	P-1	09/10/20	09/10/20	49,960,944.44	0.19	0.00	49,982,583.33	49,982,250.00	
EXXON MOBIL CORP COMM PAPER	-- 0.000% 02/10/2021	30229APA1	A-1+	P-1	08/03/20	08/03/20	49,941,638.89	0.22	0.00	49,978,305.56	49,985,350.00	
BNP PARIBAS NY BRANCH COMM PAPER	DTD 10/20/2020 0.000% 03/01/2021	09659BQ11	A-1	P-1	10/27/20	10/27/20	29,979,166.80	0.20	0.00	29,985,000.10	29,985,120.00	
BNP PARIBAS NY BRANCH COMM PAPER	DTD 10/27/2020 0.000% 03/02/2021	09659BQ29	A-1	P-1	10/27/20	10/27/20	24,982,500.00	0.20	0.00	24,987,361.11	24,987,450.00	





## Managed Account Detail of Securities Held

For the Month Ending **November 30, 2020**

SAN BERNARDINO COUNTY - 76990800

Security Type/Description	Dated Date/Coupon/Maturity	CUSIP	S&P Rating	Moody's Rating	Trade Date	Settle Date	Original Cost	YTM at Cost	Accrued Interest	Amortized Cost	Market Value
<b>Commercial Paper</b>											
COOPERATIVE RABOBANK UA COMM PAPER	21687AO55	21687AO55	A-1	P-1	10/21/20	10/21/20	49,964,375.00	0.19	0.00	49,975,194.44	49,979,550.00
DTD 07/06/2020 0.000% 03/05/2021											
BNP PARIBAS NY BRANCH COMM PAPER	09659BOA1	09659BOA1	A-1	P-1	09/09/20	09/10/20	49,947,208.33	0.21	0.00	49,971,125.00	49,972,450.00
DTD 09/10/2020 0.000% 03/10/2021											
BNP PARIBAS NY BRANCH COMM PAPER	09659BOB9	09659BOB9	A-1	P-1	10/27/20	10/27/20	24,981,250.00	0.20	0.00	24,986,111.11	24,986,075.00
DTD 10/27/2020 0.000% 03/11/2021											
COOPERATIVE RABOBANK U.A. COMM PAPER	21687AS38	21687AS38	A-1	P-1	11/02/20	11/02/20	49,949,444.44	0.20	0.00	49,957,500.00	49,959,350.00
DTD 11/02/2020 0.000% 05/03/2021											
JP MORGAN SECURITIES LLC COMM PAPER	46640PSS3	46640PSS3	A-1	P-1	11/03/20	11/06/20	49,945,000.00	0.22	0.00	49,952,638.89	49,948,050.00
DTD 11/06/2020 0.000% 05/05/2021											
COOPERATIVE RABOBANK U.A. COMM PAPER	21687AT11	21687AT11	A-1	P-1	11/03/20	11/03/20	24,969,375.00	0.21	0.00	24,973,458.33	24,973,650.00
DTD 11/03/2020 0.000% 06/01/2021											
COOPERATIVE RABOBANK U.A. COMM PAPER	21687AT29	21687AT29	A-1	P-1	11/03/20	11/03/20	24,969,229.17	0.21	0.00	24,973,312.50	24,973,425.00
DTD 11/03/2020 0.000% 06/02/2021											
JP MORGAN SECURITIES LLC COMM PAPER	46640PT78	46640PT78	A-1	P-1	10/27/20	10/28/20	49,935,250.00	0.21	0.00	49,945,166.67	49,933,800.00
DTD 10/28/2020 0.000% 06/07/2021											
JP MORGAN SECURITIES LLC COMM PAPER	46640PTW3	46640PTW3	A-1	P-1	10/27/20	10/28/20	49,925,138.89	0.22	0.00	49,935,527.78	49,923,250.00
DTD 10/28/2020 0.000% 06/30/2021											

**Security Type Sub-Total** **1,120,000,000.00**

**Yield** **0.19**

**Accrued Interest** **0.00**

**Amortized Cost** **1,119,481,111.21**

**Market Value** **1,119,507,075.00**

**Certificate of Deposit**

TORONTO DOMINION BANK NY CERT DEPOS 89114NKW4 50,000,000.00 A-1+ P-1 05/12/20 05/13/20 86,972.22 50,000,000.00 50,002,881.75

DTD 05/13/2020 0.310% 12/16/2020

BANK OF MONTREAL CHICAGO CERT DEPOS 06367BUIF4 50,000,000.00 A-1 P-1 09/09/20 09/09/20 21,902.78 50,000,000.00 50,000,248.00

DTD 09/09/2020 0.190% 12/18/2020



## Managed Account Detail of Securities Held

For the Month Ending November 30, 2020

SAN BERNARDINO COUNTY - 76990800

Security Type/Description	Dated Date/Coupon/Maturity	CUSIP	S&P Rating	Moody's Rating	Trade Date	Settle Date	Original Cost	YTM at Cost	Accrued Interest	Amortized Cost	Market Value
<b>Certificate of Deposit</b>											
SWEDBANK NY CERT DEPOS DTD 09/28/2020 0.120% 12/18/2020		87019VL39	A-1	P-1	09/24/20	09/28/20	100,000,000.00	0.12	21,333.33	100,000,000.00	99,996,998.30
US BANK NATL ASSOC CERT DEPOS DTD 05/06/2020 0.280% 01/04/2021		90333V3M0	A-1+	P-1	05/05/20	05/06/20	25,000,000.00	0.28	40,638.89	25,000,000.00	25,001,449.35
TORONTO DOMINION BANK NY CERT DEPOS DTD 05/20/2020 0.260% 01/04/2021		89114NKZ7	A-1+	P-1	05/19/20	05/20/20	50,000,000.00	0.26	70,416.67	50,000,000.00	50,001,929.05
SVENSKA HANDELSBANKEN NY CERT DEPOS DTD 08/05/2020 1.920% 01/08/2021		86959RJG6	A-1+	P-1	08/04/20	08/05/20	25,000,000.00	1.92	157,333.33	25,000,000.00	25,045,993.53
TORONTO DOMINION BANK NY CERT DEPOS DTD 11/24/2020 0.170% 01/11/2021		89114NVQ5	A-1+	P-1	11/24/20	11/24/20	50,000,000.00	0.17	1,652.78	50,000,000.00	49,997,083.70
TORONTO DOMINION BANK NY CERT DEPOS DTD 11/17/2020 0.170% 01/20/2021		89114NV85	A-1+	P-1	11/17/20	11/17/20	50,000,000.00	0.17	3,305.56	50,000,000.00	49,996,458.45
BANK OF MONTREAL CHICAGO CERT DEPOS DTD 11/20/2020 0.170% 01/20/2021		06367C3V7	A-1	P-1	11/20/20	11/20/20	50,000,000.00	0.17	2,597.22	50,000,000.00	49,996,458.70
WELLS FARGO BANK NA CERT DEPOS DTD 01/09/2020 1.800% 02/01/2021		95001KFR0	A-1	P-1	01/09/20	01/09/20	25,000,000.00	1.80	408,750.00	25,000,000.00	25,067,159.03
SVENSKA HANDELSBANKEN NY CERT DEPOS DTD 03/03/2020 1.150% 02/01/2021		86959RFR6	A-1+	P-1	03/03/20	03/03/20	50,000,000.00	1.15	436,041.67	50,000,000.00	50,077,641.95
US BANK NATL ASSOC CERT DEPOS DTD 05/06/2020 0.320% 02/01/2021		90333V3L2	A-1+	P-1	05/05/20	05/06/20	50,000,000.00	0.32	92,888.89	50,000,000.00	50,005,205.55
BANK OF MONTREAL CHICAGO CERT DEPOS DTD 10/28/2020 0.200% 02/02/2021		06367BYX1	A-1	P-1	10/28/20	10/28/20	25,000,000.00	0.20	4,722.22	25,000,000.00	24,997,332.45
BANK OF MONTREAL CHICAGO CERT DEPOS DTD 10/28/2020 0.200% 02/11/2021		06367BY9	A-1	P-1	10/28/20	10/28/20	25,000,000.00	0.20	4,722.22	25,000,000.00	24,996,957.53
SWEDBANK NY CERT DEPOS DTD 09/29/2020 0.200% 02/24/2021		87019VL54	A-1	P-1	09/29/20	09/29/20	50,000,000.00	0.20	17,500.00	50,000,000.00	49,992,827.10





## Managed Account Detail of Securities Held

For the Month Ending **November 30, 2020**

SAN BERNARDINO COUNTY - 76990800

Security Type/Description	Dated Date/Coupon/Maturity	CUSIP	S&P Rating	Moody's Rating	Trade Date	Settle Date	Original Cost	YTM at Cost	Accrued Interest	Amortized Cost	Market Value
<b>Certificate of Deposit</b>											
SWEDBANK NY CERT DEPOS	DTD 09/29/2020 0.200% 02/26/2021	87019VL62	A-1	P-1	09/29/20	09/29/20	50,000,000.00	0.20	17,500.00	50,000,000.00	49,992,660.40
ROYAL BANK OF CANADA NY CERT DEPOS	DTD 03/02/2020 0.980% 03/01/2021	78012UTC9	A-1+	P-1	03/02/20	03/02/20	50,000,000.00	0.98	372,944.44	50,000,000.00	50,086,872.20
TORONTO DOMINION BANK NY CERT DEPOS	DTD 03/02/2020 1.000% 03/01/2021	89114NH81	A-1+	P-1	03/02/20	03/02/20	50,000,000.00	1.00	380,555.56	50,000,000.00	50,089,392.60
NORDEA BANK ABP NEW YORK CERT DEPOS	DTD 11/03/2020 0.170% 03/24/2021	65558TS55	A-1+	P-1	11/02/20	11/03/20	50,000,000.00	0.17	6,611.11	50,000,000.00	49,990,500.00
ROYAL BANK OF CANADA NY CERT DEPOS	DTD 05/20/2020 0.310% 05/03/2021	78012UWD3	A-1+	P-1	05/19/20	05/20/20	50,000,000.00	0.31	83,958.33	50,000,000.00	50,004,168.95
NORDEA BANK ABP NEW YORK CERT DEPOS	DTD 11/03/2020 0.200% 05/03/2021	65558TS48	A-1+	P-1	11/02/20	11/03/20	50,000,000.00	0.20	7,777.78	50,000,000.00	49,987,150.00
SWEDBANK NY CERT DEPOS	DTD 11/24/2020 0.210% 05/07/2021	87019VN78	A-1	P-1	11/24/20	11/24/20	50,000,000.00	0.21	2,041.67	50,000,000.00	49,982,464.50
SWEDBANK NY CERT DEPOS	DTD 11/30/2020 0.200% 05/10/2021	87019VN86	A-1	P-1	11/30/20	11/30/20	25,000,000.00	0.20	138.89	25,000,000.00	24,989,950.53
NORDEA BANK ABP NEW YORK CERT DEPOS	DTD 05/20/2020 0.380% 05/19/2021	65558TYQ2	A-1+	P-1	05/19/20	05/20/20	50,000,000.00	0.38	102,916.67	50,000,000.00	50,021,080.90
BANK OF MONTREAL CHICAGO FLOATING CD	DTD 06/05/2020 0.315% 06/01/2021	06367BMN6	A-1	P-1	06/04/20	06/05/20	50,000,000.00	0.42	42,466.52	50,000,000.00	50,012,450.00
BANK OF MONTREAL CHICAGO CERT DEPOS	DTD 08/25/2020 0.220% 06/02/2021	06367BRX9	A-1	P-1	08/24/20	08/25/20	50,000,000.00	0.22	29,944.44	50,000,000.00	49,979,541.45
ROYAL BANK OF CANADA NY CERT DEPOS	DTD 11/24/2020 0.230% 06/16/2021	78012UZQ1	A-1+	P-1	11/23/20	11/24/20	50,000,000.00	0.23	2,236.11	50,000,000.00	49,980,778.55
SVENSKA HANDELSBANKEN NY CERT DEPOS	DTD 07/15/2020 0.330% 07/01/2021	86959RHV5	A-1+	P-1	07/14/20	07/15/20	50,000,000.00	0.33	63,708.33	50,000,000.00	50,008,747.20



## Managed Account Detail of Securities Held

For the Month Ending **November 30, 2020**

SAN BERNARDINO COUNTY - 76990800

Security Type/Description	Dated Date/Coupon/Maturity	CUSIP	S&P Rating	Moody's Rating	Trade Date	Settle Date	Original Cost	YTM at Cost	Accrued Interest	Amortized Cost	Market Value
<b>Certificate of Deposit</b>											
NORDEA BANK AB NEW YORK CERT DEPOS DTD 07/17/2020 0.290% 07/01/2021		655587TC94	A-1+	P-1	07/16/20	07/17/20	50,000,000.00	0.29	55,180.56	50,000,000.00	49,996,949.80
ROYAL BANK OF CANADA NY CERT DEPOS DTD 09/29/2020 0.200% 07/01/2021		78012UXY6	A-1+	P-1	09/29/20	09/29/20	50,000,000.00	0.20	17,500.00	50,000,000.00	49,970,438.55
SVENSKA HANDELSBANKEN NY CERT DEPOS DTD 10/01/2020 0.225% 07/01/2021		86959RKN9	A-1+	P-1	10/01/20	10/01/20	50,001,892.68	0.22	19,062.50	50,001,469.77	49,977,818.55
BANK OF AMERICA NA CERT DEPOS DTD 10/09/2020 0.200% 07/01/2021		06052TM23	A-1	P-1	10/08/20	10/09/20	50,000,000.00	0.20	14,722.22	50,000,000.00	49,970,443.45
BANK OF NOVA SCOTIA HOUS CERT DEPOS DTD 11/24/2020 0.230% 07/01/2021		06417MLZ6	A-1	P-1	11/23/20	11/24/20	50,000,000.00	0.23	2,236.11	50,000,000.00	49,979,324.95
BANK OF NOVA SCOTIA HOUSTON CERT DEPOS DTD 07/15/2020 0.350% 07/01/2021		06417MKL8	A-1	P-1	07/14/20	07/15/20	100,000,000.00	0.35	135,138.89	100,000,000.00	100,029,293.10
TORONTO DOMINION BANK NY CERT DEPOS DTD 10/07/2020 0.430% 08/02/2021		89114NN27	A-1+	P-1	10/06/20	10/07/20	35,052,132.50	0.25	22,993.06	35,042,542.91	35,030,856.18
BANK OF MONTREAL CHI FLOATING CERT DEPOS DTD 08/28/2020 0.243% 08/02/2021		06367BSQ3	A-1	P-1	08/26/20	08/28/20	50,000,000.00	0.25	9,631.63	50,000,000.00	50,001,000.00
ROYAL BANK OF CANADA NY CERT DEPOS DTD 10/01/2020 0.210% 08/02/2021		78012UYE9	A-1+	P-1	10/01/20	10/01/20	50,000,000.00	0.21	17,791.67	50,000,000.00	49,969,401.70
SVENSKA HANDELSBANKEN NY CERT DEPOS DTD 11/02/2020 0.230% 08/02/2021		86959RLB4	A-1+	P-1	11/02/20	11/02/20	50,000,000.00	0.23	9,263.89	50,000,000.00	49,976,210.85
SVENSKA HANDELSBANKEN NY CERT DEPOS DTD 11/24/2020 0.260% 08/25/2021		86959RLO1	A-1+	P-1	11/23/20	11/24/20	50,000,000.00	0.26	2,527.78	50,000,000.00	49,985,139.45
<b>Security Type Sub-Total</b>							<b>1,885,054,025.18</b>	<b>0.35</b>	<b>2,789,625.94</b>	<b>1,885,044,012.68</b>	<b>1,885,189,258.30</b>
<b>Bank Note</b>											



## Managed Account Detail of Securities Held

For the Month Ending November 30, 2020

SAN BERNARDINO COUNTY - 76990800

Security Type/Description	Dated Date/Coupon/Maturity	CUSIP	S&P Rating	Moody's Rating	Trade Date	Settle Date	Original Cost	YTM at Cost	Accrued Interest	Amortized Cost	Market Value
<b>Bank Note</b>											
WELLS FARGO BANK NA BANK NOTE DTD 01/23/2018 2.600% 01/15/2021		94988J5N3	A+	Aa2	08/12/19	08/13/19	10,073,800.00	2.07	98,222.22	10,006,374.28	10,023,770.00
US BANK NA CINCINNATI CALLABLE BANK NOTE DTD 04/26/2018 3.150% 04/26/2021		90331HNP4	AA-	A1	04/24/18	04/26/18	14,999,100.00	3.15	45,937.50	14,999,880.11	15,131,385.00
US BANK BANK NOTE (CALLABLE) DTD 11/16/2018 3.450% 11/16/2021		90331HNP7	AA-	A1	11/13/18	11/16/18	9,986,200.00	3.50	14,375.00	9,995,593.07	10,277,860.00
US BANK NA CINCINNATI BKNT (CALLABLE) DTD 01/21/2020 1.800% 01/21/2022		90331HPJ6	AA-	A1	01/17/20	01/21/20	7,997,200.00	1.82	52,000.00	7,998,406.57	8,130,048.00
US BANK NA CINCINNATI (CALLABLE) CORP NT DTD 05/23/2019 2.650% 05/23/2022		90331HPC1	AA-	A1	05/21/19	05/23/19	6,992,580.00	2.69	4,122.22	6,996,357.70	7,235,809.00
WELLS FARGO BANK NA CALLABLE BANK NOTE DTD 09/11/2019 2.082% 09/09/2022		94988J6A0	A+	Aa2	09/04/19	09/11/19	20,000,000.00	2.08	94,846.67	20,000,000.00	20,250,620.00
<b>Security Type Sub-Total</b>											
							<b>70,048,880.00</b>	<b>2.54</b>	<b>309,503.61</b>	<b>69,996,611.73</b>	<b>71,049,492.00</b>
<b>Asset-Backed Security</b>											
HAROT 2019-1 A2 DTD 02/27/2019 2.750% 09/20/2021		43814WAB1	AAA	NR	02/19/19	02/27/19	76,859.67	2.75	76.33	76,863.07	76,950.60
MBALT 2019-B A2 DTD 11/20/2019 2.010% 12/15/2021		58769OAB7	AAA	NR	11/13/19	11/20/19	1,211,392.68	2.01	1,082.23	1,211,424.46	1,214,219.49
HAROT 2019-2 A2 DTD 05/29/2019 2.570% 12/21/2021		43815MAB2	NR	Aaa	05/21/19	05/29/19	2,183,942.39	2.57	1,559.09	2,183,944.45	2,189,428.46
TAOT 2019-B A2A DTD 05/08/2019 2.590% 02/15/2022		89239JAB0	AAA	Aaa	04/30/19	05/08/19	2,418,315.87	2.59	2,783.78	2,418,330.63	2,425,900.28
MBALT 2020-A A2 DTD 01/29/2020 1.820% 03/15/2022		58770FAB8	AAA	Aaa	01/21/20	01/29/20	1,909,588.07	1.82	10,233.69	1,909,619.12	1,916,669.69



## Managed Account Detail of Securities Held

For the Month Ending **November 30, 2020**

SAN BERNARDINO COUNTY - 76990800

Security Type/Description	Dated Date/Coupon/Maturity	CUSIP	S&P Rating	Moody's Rating	Trade Date	Settle Date	Original Cost	YTM at Cost	Accrued Interest	Amortized Cost	Market Value
<b>Asset-Backed Security</b>											
TAOT 2019-C A2A	08/14/2019 2.000% 04/15/2022	89238UAB6	AAA	Aaa	08/06/19	08/14/19	1,551,529.23	2.00	1,379.20	1,551,564.38	1,556,513.44
HAROT 2019-3 A2	08/27/2019 1.900% 04/15/2022	43815NAB0	AAA	Aaa	08/21/19	08/27/19	2,045,538.08	1.90	1,727.46	2,045,606.85	2,053,651.86
JOHN DEERE OWNER TRUST	07/24/2019 2.280% 05/16/2022	477870ABS	NR	Aaa	07/16/19	07/24/19	1,424,300.09	2.28	1,353.09	1,424,302.70	1,428,487.69
MBART 2019-1 A2A	09/25/2019 2.040% 06/15/2022	58769TAB1	AAA	Aaa	09/18/19	09/25/19	2,727,653.91	2.04	2,473.31	2,727,767.51	2,740,118.03
HAROT 2019-4 A2	11/26/2019 1.860% 06/20/2022	43813VAB4	AAA	NR	11/19/19	11/26/19	5,356,757.57	1.86	3,598.18	5,356,888.66	5,388,719.57
HART 2019-B A2	11/06/2019 1.930% 07/15/2022	44891JAB4	AAA	NR	10/29/19	11/06/19	1,206,028.34	1.93	1,034.57	1,206,058.07	1,211,244.86
TAOT 2019-D A2	11/13/2019 1.920% 07/15/2022	89233MAB9	AAA	Aaa	11/06/19	11/13/19	4,113,205.34	1.92	3,510.19	4,113,325.07	4,134,322.04
MBALT 2019-B A3	11/20/2019 2.000% 10/17/2022	58769OAC5	AAA	NR	11/13/19	11/20/19	2,499,602.50	2.01	2,222.22	2,499,743.61	2,533,100.00
HAROT 2020-1 A2	02/26/2020 1.630% 10/21/2022	43813RAB3	NR	Aaa	02/19/20	02/26/20	7,258,413.65	1.63	3,286.78	7,258,625.59	7,306,998.41
TAOT 2020-A A2	02/12/2020 1.670% 11/15/2022	89232HAB1	AAA	Aaa	02/04/20	02/12/20	9,767,663.26	1.67	7,249.87	9,767,698.22	9,825,072.43
MBALT 2020-A A3	01/29/2020 1.840% 12/15/2022	58770FAC6	AAA	Aaa	01/21/20	01/29/20	4,999,341.00	1.84	4,088.89	4,999,533.50	5,073,992.00
JOHN DEERE OWNER TRUST OTHER ABS	03/11/2020 1.010% 01/15/2023	47789KAB9	NR	Aaa	03/04/20	03/11/20	4,067,209.01	1.01	5,249.33	4,067,282.29	4,081,496.09
HAROT 2019-1 A3	02/27/2019 2.830% 03/20/2023	43814WAC9	AAA	NR	02/19/19	02/27/19	3,999,892.80	2.83	4,087.78	3,999,939.31	4,069,702.40
HAROT 2019-2 A3	05/29/2019 2.520% 06/21/2023	43815MAC0	NR	Aaa	05/21/19	05/29/19	8,499,682.95	2.52	5,950.00	8,499,800.88	8,672,256.75



## Managed Account Detail of Securities Held

For the Month Ending November 30, 2020

SAN BERNARDINO COUNTY - 76990800

Security Type/Description	Dated Date/Coupon/Maturity	CUSIP	S&P Rating	Moody's Rating	Trade Date	Settle Date	Original Cost	YTM at Cost	Accrued Interest	Amortized Cost	Market Value	
<b>Asset-Backed Security</b>												
JDOT 2019-A A3	03/13/2019 2.910% 07/15/2023	47789JAD8	NR	Aaa	03/05/19	03/13/19	4,267,767.10	2.91	5,520.32	4,267,975.27	4,348,449.76	
TAOT 2019-A A3	02/13/2019 2.910% 07/15/2023	89239AAD5	AAA	Aaa	02/05/19	02/13/19	7,860,399.89	2.91	10,167.97	7,860,983.34	8,006,167.70	
HAROT 2019-3 A3	08/27/2019 1.780% 08/15/2023	43815NAC8	AAA	Aaa	08/21/19	08/27/19	4,749,960.58	1.78	3,757.78	4,749,973.15	4,831,652.50	
TAOT 2019-B A3	05/08/2019 2.570% 08/15/2023	89239JAD6	AAA	Aaa	04/30/19	05/08/19	4,999,202.50	2.57	5,711.11	4,999,495.43	5,103,137.50	
TAOT 2019-C A3	08/14/2019 1.910% 09/15/2023	89238UAD2	AAA	Aaa	08/06/19	08/14/19	4,999,959.00	1.91	4,244.44	4,999,972.04	5,085,548.50	
BAACT 2018-A2 A2	05/17/2018 3.000% 09/15/2023	05522RCZ9	AAA	Aaa	09/30/19	10/02/19	10,170,312.50	2.55	13,333.33	10,120,067.95	10,104,594.00	
JDOT 2019-B A3	07/24/2019 2.210% 12/15/2023	477870AC3	NR	Aaa	07/16/19	07/24/19	2,499,469.25	2.22	2,455.56	2,499,633.27	2,549,365.00	
TAOT 2019-D A3	11/13/2019 1.920% 01/16/2024	89233MAD5	AAA	Aaa	11/06/19	11/13/19	4,499,675.10	1.92	3,840.00	4,499,756.91	4,591,746.00	
HAROT 2019-4 A3	11/26/2019 1.830% 01/18/2024	43813VAC2	AAA	NR	11/19/19	11/26/19	8,998,396.20	1.83	5,947.50	8,998,789.21	9,190,013.40	
HART 2019-B A3	11/06/2019 1.940% 02/15/2024	44891JAC2	AAA	NR	10/29/19	11/06/19	3,749,827.13	1.94	3,233.33	3,749,870.40	3,822,675.00	
MBART 2019-1 A3	09/25/2019 1.930% 03/15/2024	58769TAD7	AAA	Aaa	09/18/19	09/25/19	6,999,036.10	1.93	6,004.44	6,999,291.68	7,128,656.50	
HAROT 2020-1 A3	02/26/2020 1.610% 04/22/2024	43813RAC1	NR	Aaa	02/19/20	02/26/20	9,998,040.00	1.61	4,472.22	9,998,400.47	10,205,552.00	
TAOT 2020-A A3	02/12/2020 1.660% 05/15/2024	89232HAC9	AAA	Aaa	02/04/20	02/12/20	14,998,917.00	1.66	11,066.67	14,999,121.19	15,311,002.50	
JOHN DEERE OWNER TRUST	03/11/2020 1.100% 08/15/2024	47789KAC7	NR	Aaa	03/04/20	03/11/20	4,999,694.50	1.10	2,444.44	4,999,744.54	5,056,753.50	



**Managed Account Detail of Securities Held**

For the Month Ending **November 30, 2020**

SAN BERNARDINO COUNTY - 76990800

Security Type/Description	Dated Date/Coupon/Maturity	CUSIP	S&P Rating	Moody's Rating	Trade Date	Settle Date	Original Cost	YTM at Cost	Accrued Interest	Amortized Cost	Market Value
<b>Asset-Backed Security</b>											
CHAIT 2012-A7 A7 DTD 10/09/2012 2.160% 09/15/2024		161571FQ2	AAA	NR	09/17/19	09/18/19	10,060,156.25	2.03	9,600.00	10,045,644.87	10,285,715.00
CHAIT 2020-A1 A1 DTD 02/18/2020 1.530% 01/15/2025		161571HP2	AAA	NR	02/10/20	02/18/20	7,998,167.20	1.53	5,440.00	7,998,460.57	8,220,640.00
<b>Security Type Sub-Total</b>							<b>179,165,896.71</b>	<b>1.99</b>	<b>160,185.10</b>	<b>179,105,498.66</b>	<b>181,740,512.95</b>
<b>Managed Account Sub-Total</b>							<b>8,635,428,294.01</b>	<b>1.04</b>	<b>21,979,187.41</b>	<b>8,642,882,276.77</b>	<b>8,760,842,571.72</b>
<b>Securities Sub-Total</b>							<b>\$8,635,428,294.01</b>	<b>1.04%</b>	<b>\$21,979,187.41</b>	<b>\$8,642,882,276.77</b>	<b>\$8,760,842,571.72</b>
<b>Accrued Interest</b>											<b>\$21,979,187.41</b>
<b>Total Investments</b>											<b>\$8,782,821,759.13</b>





## Managed Account Fair Market Value & Analytics

For the Month Ending November 30, 2020

SAN BERNARDINO COUNTY - 76990800

Security Type/Description	Dated Date/Coupon/Maturity	CUSIP	Par	Broker	Next Call Date	Market Price	Market Value	Unreal G/L On Cost	Unreal G/L Amort Cost	Effective Duration	YTM at Mkt
<b>U.S. Treasury Bond / Note</b>											
US TREASURY N/B NOTES	DTD 02/15/2018 2.250% 02/15/2021	9128283X6	50,000,000.00	INTC		100.44	50,218,750.00	431,640.62	241,863.84	0.21	0.16
US TREASURY N/B NOTES	DTD 02/15/2018 2.250% 02/15/2021	9128283X6	75,000,000.00	FTN		100.44	75,328,125.00	404,296.87	336,490.70	0.21	0.16
US TREASURY NOTES	DTD 02/29/2016 1.125% 02/28/2021	912828P87	25,000,000.00	BARCLAYS		100.25	25,062,500.00	688,476.56	109,474.63	0.25	0.12
US TREASURY NOTES	DTD 05/31/2016 1.375% 05/31/2021	912828R77	25,000,000.00	RBC CAP		100.63	25,156,250.00	821,289.06	230,462.13	0.50	0.12
US TREASURY NOTES	DTD 05/31/2014 2.000% 05/31/2021	912828WN6	50,000,000.00	BARCLAYS		100.94	50,468,750.00	21,484.37	419,326.87	0.50	0.12
US TREASURY NOTES	DTD 07/31/2014 2.250% 07/31/2021	912828WY2	100,000,000.00	MORGANST		101.42	101,421,880.00	1,496,098.75	1,443,703.74	0.66	0.12
US TREASURY NOTES	DTD 09/30/2016 1.125% 09/30/2021	912828T34	25,000,000.00	MIZUHO		100.83	25,207,030.00	1,008,787.81	380,553.30	0.83	0.13
US TREASURY NOTES	DTD 12/01/2014 1.875% 11/30/2021	912828G53	25,000,000.00	BMO		101.75	25,437,500.00	703,125.00	491,066.48	1.00	0.12
US TREASURY NOTES	DTD 02/02/2015 1.500% 01/31/2022	912828H86	50,000,000.00	TD SEC U		101.59	50,796,875.00	2,017,578.12	1,084,178.61	1.16	0.13
US TREASURY N/B NOTES	DTD 02/28/2017 1.875% 02/28/2022	912828W55	25,000,000.00	CITIGRP		102.17	25,542,970.00	719,727.81	594,709.55	1.23	0.13
US TREASURY NOTES	DTD 07/31/2017 1.875% 07/31/2022	9128282P4	100,000,000.00	RBC		102.86	102,859,380.00	4,113,286.25	3,500,054.32	1.64	0.16
US TREASURY N/B NOTES	DTD 11/02/2015 1.875% 10/31/2022	912828M49	25,000,000.00	BMO_DIR		103.28	25,820,312.50	1,081,054.69	921,792.90	1.89	0.16
US TREASURY N/B NOTES	DTD 05/31/2016 1.625% 05/31/2023	912828R69	50,000,000.00	DEUTSCHE		103.61	51,804,690.00	3,146,486.87	2,612,072.40	2.46	0.18
US TREASURY NOTES	DTD 06/30/2016 1.375% 06/30/2023	912828S35	25,000,000.00	MIZUHO		103.09	25,773,437.50	1,072,265.62	985,501.80	2.53	0.17
US TREASURY NOTES	DTD 06/30/2016 1.375% 06/30/2023	912828S35	50,000,000.00	WELLSFAR		103.09	51,546,875.00	3,423,828.12	2,687,839.40	2.53	0.17
US TREASURY N/B NOTES	DTD 07/02/2018 2.625% 06/30/2023	9128284U1	50,000,000.00	SOC GEN		106.31	53,156,250.00	2,521,484.37	2,769,388.30	2.49	0.18
US TREASURY NOTES	DTD 06/30/2016 1.375% 06/30/2023	912828S35	100,000,000.00	SOC GEN		103.09	103,093,750.00	7,058,593.75	5,522,733.05	2.53	0.17



## Managed Account Fair Market Value & Analytics

For the Month Ending November 30, 2020

SAN BERNARDINO COUNTY - 76990800

Security Type/Description	Dated Date/Coupon/Maturity	CUSIP	Par	Broker	Next Call Date	Market Price	Market Value	Unreal G/L On Cost	Unreal G/L Amort Cost	Effective Duration	YTM at Mkt
<b>U.S. Treasury Bond / Note</b>											
US TREASURY NOTES	912828S92	100,000,000.00	BNP			102.84	102,843,750.00	6,578,125.00	5,132,408.58	2.62	0.18
DTD 08/01/2016 1.250% 07/31/2023											
US TREASURY NOTES	912828D1	100,000,000.00	MORGANST			103.28	103,281,250.00	6,718,750.00	5,414,797.34	2.70	0.18
DTD 08/31/2016 1.375% 08/31/2023											
US TREASURY NOTES	912828WJ5	50,000,000.00	BNP			107.81	53,906,250.00	1,843,750.00	2,365,484.30	3.34	0.23
DTD 05/15/2014 2.500% 05/15/2024											
US TREASURY NOTES	912828WJ5	50,000,000.00	WELLSFAR			107.81	53,906,250.00	2,294,921.87	2,637,907.45	3.34	0.23
DTD 05/15/2014 2.500% 05/15/2024											
US TREASURY N/B NOTES	912828XX3	50,000,000.00	DAIWA			106.28	53,140,625.00	2,253,906.25	2,474,183.71	3.45	0.24
DTD 06/30/2017 2.000% 06/30/2024											
US TREASURY N/B NOTES	912828XX3	50,000,000.00	MORGANST			106.28	53,140,625.00	2,123,046.87	2,359,665.16	3.45	0.24
DTD 06/30/2017 2.000% 06/30/2024											
US TREASURY N/B NOTES	912828XX3	50,000,000.00	RBC			106.28	53,140,625.00	2,205,078.12	2,421,354.55	3.45	0.24
DTD 06/30/2017 2.000% 06/30/2024											
UNITED STATES TREASURY NOTES	9128286Z8	50,000,000.00	MORGANST			105.39	52,695,310.00	2,521,481.87	2,558,611.22	3.47	0.24
DTD 06/30/2019 1.750% 06/30/2024											
US TREASURY N/B	9128282N9	50,000,000.00	TOR DOM			106.86	53,429,690.00	1,955,080.62	2,305,457.89	3.53	0.25
DTD 07/31/2017 2.125% 07/31/2024											
US TREASURY N/B	912828JZ7	50,000,000.00	MIZUHO			107.11	53,554,690.00	2,978,518.12	3,084,638.95	4.04	0.30
DTD 02/17/2015 2.000% 02/15/2025											
US TREASURY NOTES	912828XB1	50,000,000.00	BMO			107.97	53,984,375.00	2,875,000.00	3,074,721.07	4.28	0.32
DTD 05/15/2015 2.125% 05/15/2025											
<b>Security Type Sub-Total</b>			<b>1,500,000,000.00</b>				<b>1,555,718,765.00</b>	<b>65,077,163.36</b>	<b>58,160,442.24</b>	<b>2.24</b>	<b>0.19</b>
<b>Supra-National Agency Bond / Note</b>											
INTERNATIONAL FINANCE CORPORATION	45950KCM0	25,000,000.00	BK AMER			100.14	25,035,775.00	109,275.00	39,463.41	0.15	1.30
NOTE											
DTD 01/25/2018 2.250% 01/25/2021											
INTER-AMERICAN DEVELOPMENT BANK	4581X0DB1	50,000,000.00	CITIGRP			100.92	50,457,750.00	567,750.00	471,700.73	0.39	0.25
NOTE											
DTD 04/19/2018 2.625% 04/19/2021											





## Managed Account Fair Market Value & Analytics

For the Month Ending **November 30, 2020**

SAN BERNARDINO COUNTY - 76990800

Security Type/Description	Dated Date/Coupon/Maturity	CUSIP	Par	Broker	Next Call Date	Market Price	Market Value	Unreal G/L On Cost	Unreal G/L Amort Cost	Effective Duration	YTM at Mkt
<b>Supra-National Agency Bond / Note</b>											
INTL BANK OF RECONSTRUCTION AND DEV NOTE		459058GH0	50,000,000.00	MORGANST		101.64	50,818,250.00	935,250.00	843,275.59	0.64	0.22
DTD 07/25/2018 2.750% 07/23/2021											
INTL BANK OF RECON AND DEV GLOBAL NOTES		459058GF4	20,000,000.00	DEUTSCHE		101.99	20,397,000.00	442,000.00	408,611.91	1.02	0.21
DTD 12/13/2017 2.125% 12/13/2021											
INTER-AMERICAN DEVELOPMENT BANK NOTE		4581X0DD7	25,000,000.00	JPMCHASE		105.04	26,260,025.00	1,316,025.00	1,285,476.06	1.78	0.23
DTD 09/26/2018 3.000% 09/26/2022											
INTER-AMERICAN DEVEL BK CORPORATE NOTES		4581X0DM7	20,000,000.00	RBC CAP		100.62	20,124,160.00	130,960.00	129,624.18	2.47	0.25
DTD 04/24/2020 0.500% 05/24/2023											
INTER-AMERICAN DEVELOPMENT BANK NOTE		4581X0CC0	25,000,000.00	BMO		107.74	26,934,950.00	1,454,950.00	1,634,732.87	2.74	0.27
DTD 10/04/2013 3.000% 10/04/2023											
INTL BK RECON & DEVELOP CORPORATE NOTES		459058JM6	25,000,000.00	TD		100.00	24,998,775.00	52,525.00	52,181.39	2.97	0.25
DTD 11/24/2020 0.250% 11/24/2023											
INTL BANK OF RECON AND DEV SN (FLOATER)		45906M2B6	10,000,000.00	BMO		99.33	9,933,490.00	(66,510.00)	(66,510.00)	0.00	0.47
DTD 06/16/2020 0.470% 06/17/2024											
<b>Security Type Sub-Total</b>			<b>250,000,000.00</b>				<b>254,960,175.00</b>	<b>4,942,225.00</b>	<b>4,798,556.14</b>	<b>1.26</b>	<b>0.35</b>
<b>NOW Account</b>											
BANK OF THE WEST MONEY MARKET FUND		BKOFWEST7	75,000,000.00	DIRECT		1.00	75,000,000.00	0.00	0.00	0.00	0.20
BANK OF THE WEST MONEY MARKET FUND		BKOFWEST7	125,000,000.00			1.00	125,000,000.00	0.00	0.00	0.00	0.20
<b>Security Type Sub-Total</b>			<b>200,000,000.00</b>				<b>200,000,000.00</b>	<b>0.00</b>	<b>0.00</b>	<b>0.00</b>	<b>0.20</b>
<b>Money Market Mutual Fund</b>											
FEDERATED GOVT OBLIGATIONS FUND		608919718	1,000,000.00			1.00	1,000,000.00	0.00	0.00	0.00	0.01
FIDELITY GOVT MM FUND 2642		31607A703	1,000,000.00			1.00	1,000,000.00	0.00	0.00	0.00	0.01
<b>Security Type Sub-Total</b>			<b>2,000,000.00</b>				<b>2,000,000.00</b>	<b>0.00</b>	<b>0.00</b>	<b>0.00</b>	<b>0.01</b>



## Managed Account Fair Market Value & Analytics

For the Month Ending **November 30, 2020**

SAN BERNARDINO COUNTY - 76990800

Security Type/Description	CUSIP	Par	Broker	Next Call Date	Market Price	Market Value	Unreal G/L On Cost	Unreal G/L Amort Cost	Effective Duration	YTM at Mkt
<b>Joint Powers Authority</b>										
CALIFORNIA ASSET MANAGEMENT PROGRAM	CAMPMF025	18,000,000.00	DIRECT		1.00	18,000,000.00	0.00	0.00	0.00	0.12
CALIFORNIA ASSET MANAGEMENT PROGRAM	CAMPMF025	36,000,000.00			1.00	36,000,000.00	0.00	0.00	0.00	0.12
CALIFORNIA ASSET MANAGEMENT PROGRAM	CAMPMF025	46,000,000.00			1.00	46,000,000.00	0.00	0.00	0.00	0.12
CALIFORNIA ASSET MANAGEMENT PROGRAM	CAMPMF025	75,000,000.00	DIRECT		1.00	75,000,000.00	0.00	0.00	0.00	0.12
CALIFORNIA ASSET MANAGEMENT PROGRAM	CAMPMF025	200,000,000.00			1.00	200,000,000.00	0.00	0.00	0.00	0.12
<b>Security Type Sub-Total</b>		<b>375,000,000.00</b>				<b>375,000,000.00</b>	<b>0.00</b>	<b>0.00</b>	<b>0.00</b>	<b>0.12</b>
<b>Federally Insured Cash Account</b>										
STONECASTLE FICA	FICAMF003	25,000,000.00			1.00	25,000,000.00	0.00	0.00	0.00	0.03
<b>Security Type Sub-Total</b>		<b>25,000,000.00</b>				<b>25,000,000.00</b>	<b>0.00</b>	<b>0.00</b>	<b>0.00</b>	<b>0.03</b>
<b>Federal Agency Discount Note</b>										
FHLB DISC NOTE	313384T74	50,000,000.00	CASTLE		100.00	49,997,750.00	2,944.44	(243.06)	0.05	0.09
-- 0.000% 12/18/2020										
<b>Security Type Sub-Total</b>		<b>50,000,000.00</b>				<b>49,997,750.00</b>	<b>2,944.44</b>	<b>(243.06)</b>	<b>0.05</b>	<b>0.09</b>
<b>Federal Agency Collateralized Mortgage Obligation</b>										
FHMS KJ32 A1	3137F72U8	3,000,000.00	JPM		99.92	2,997,744.69	(2,243.31)	(2,243.32)	3.48	0.53
DTD 11/01/2020 0.516% 06/25/2025										
<b>Security Type Sub-Total</b>		<b>3,000,000.00</b>				<b>2,997,744.69</b>	<b>(2,243.31)</b>	<b>(2,243.32)</b>	<b>3.48</b>	<b>0.53</b>
<b>Federal Agency Bond / Note</b>										
FREDDIE MAC NOTES	3137EAE19	50,000,000.00	BARCLAYS		100.47	50,236,050.00	368,050.00	245,323.72	0.21	0.14
DTD 02/16/2018 2.375% 02/16/2021										



## Managed Account Fair Market Value & Analytics

For the Month Ending November 30, 2020

SAN BERNARDINO COUNTY - 76990800

Security Type/Description	Dated Date/Coupon/Maturity	CUSIP	Par	Broker	Next Call Date	Market Price	Market Value	Unreal G/L On Cost	Unreal G/L Amort Cost	Effective Duration	YTM at Mkt
<b>Federal Agency Bond / Note</b>											
FANNIE MAE NOTES		3135G0U27	50,000,000.00	BARCLAYS		100.88	50,438,350.00	512,850.00	447,390.60	0.37	0.13
DTD 04/13/2018 2.500% 04/13/2021											
FEDERAL FARM CREDIT BANK NOTES		3133EJW70	25,000,000.00	DEUTSCHE		101.34	25,335,225.00	379,475.00	343,773.85	0.49	0.13
DTD 11/26/2018 2.875% 05/26/2021											
FEDERAL FARM CREDIT BANK NOTES		3133EJW70	50,000,000.00	MIZUHO		101.34	50,670,450.00	704,450.00	677,011.40	0.49	0.13
DTD 11/26/2018 2.875% 05/26/2021											
FANNIE MAE NOTES		3135G0U35	75,000,000.00	TD SEC U		101.46	76,098,450.00	1,115,700.00	1,101,653.80	0.55	0.14
DTD 06/25/2018 2.750% 06/22/2021											
FHLB NOTES		313378JP7	20,000,000.00	MIZUHO		101.74	20,347,620.00	26,020.00	224,961.24	0.77	0.14
DTD 03/05/2012 2.375% 09/10/2021											
FEDERAL HOME LOAN BANKS NOTES		3130AF5B9	50,000,000.00	BARCLAYS		102.47	51,234,000.00	1,266,500.00	1,243,340.78	0.86	0.15
DTD 10/12/2018 3.000% 10/12/2021											
FEDERAL HOME LOAN BANKS NOTES		3130AHJY0	30,000,000.00	WELLSFAR		101.43	30,430,140.00	481,440.00	454,545.53	0.97	0.14
DTD 11/08/2019 1.625% 11/19/2021											
FEDERAL HOME LOAN BANKS NOTES		3130AHSR5	22,500,000.00	BARCLAYS		101.55	22,848,907.50	373,207.50	361,672.48	1.04	0.15
DTD 12/20/2019 1.625% 12/20/2021											
FANNIE MAE NOTES		3135G0U92	60,000,000.00	TD		102.75	61,647,780.00	1,690,980.00	1,663,782.92	1.09	0.16
DTD 01/11/2019 2.625% 01/11/2022											
FEDERAL FARM CREDIT BANK NOTES		3133EJ5P0	50,000,000.00	FTN		102.78	51,388,800.00	1,431,300.00	1,404,815.05	1.11	0.15
DTD 01/18/2019 2.600% 01/18/2022											
FANNIE MAE NOTES		3135G0V59	75,000,000.00	BARCLAYS		102.85	77,136,225.00	2,382,225.00	2,247,777.92	1.35	0.16
DTD 04/12/2019 2.250% 04/12/2022											
FEDERAL FARM CREDIT BANK NOTES		3133ELYR9	100,000,000.00	JPMCHAS		100.12	100,116,400.00	243,400.00	207,039.73	1.43	0.17
DTD 05/06/2020 0.250% 05/06/2022											
FEDERAL HOME LOAN BANK		313379O69	25,000,000.00	WELLSFAR		102.98	25,744,625.00	588,125.00	662,536.32	1.50	0.17
DTD 06/01/2012 2.125% 06/10/2022											
FFCB NOTES		3133ELD7	40,000,000.00	INCAPITA		102.25	40,898,080.00	900,199.20	899,383.59	1.52	0.17
DTD 12/16/2019 1.630% 06/15/2022											
FREDDIE MAC NOTES		3137EAE2	25,000,000.00	WELLS_F		99.93	24,982,075.00	38,575.00	28,463.66	1.65	0.17
DTD 07/23/2020 0.125% 07/25/2022											
FANNIE MAE NOTES		3135G0W33	75,000,000.00	BARCLAYS		102.12	76,593,000.00	1,854,000.00	1,746,361.31	1.75	0.17
DTD 09/06/2019 1.375% 09/06/2022											
FEDERAL HOME LOAN BANKS NOTES		313380G30	10,000,000.00	WELLSFAR		103.24	10,323,950.00	173,450.00	235,988.39	1.75	0.17
DTD 08/13/2012 2.000% 09/09/2022											



## Managed Account Fair Market Value & Analytics

For the Month Ending **November 30, 2020**

SAN BERNARDINO COUNTY - 76990800

Security Type/Description	Dated Date/Coupon/Maturity	CUSIP	Par	Broker	Next Call Date	Market Price	Market Value	Unreal G/L On Cost	Unreal G/L Amort Cost	Effective Duration	YTM at Mkt
<b>Federal Agency Bond / Note</b>											
FEDERAL HOME LOAN BANK NOTES	DTD 10/22/2020 0.125% 10/21/2022	3130AKDH6	64,000,000.00	CITIGRP		99.89	63,931,648.00	16,128.00	11,492.61	1.89	0.18
FFCB NOTES	DTD 11/23/2020 0.125% 11/23/2022	3133EMGX4	75,000,000.00	BARCLAY		99.91	74,930,925.00	74,175.00	72,605.14	1.98	0.17
FEDERAL FARM CREDIT BANK NOTES(CALLABLE)		3133ELJN5	10,000,000.00	OTHER	01/24/22	101.65	10,164,600.00	169,600.00	168,176.64	1.14	0.87
FEDERAL FARM CREDIT BANK NOTES(CALLABLE)	DTD 01/24/2020 1.640% 01/24/2023	3133ELJN5	20,000,000.00	DAIWA	01/24/22	101.65	20,329,200.00	339,200.00	336,353.28	1.14	0.87
FEDERAL FARM CREDIT BANK NOTES(CALLABLE)	DTD 01/24/2020 1.640% 01/24/2023	3133ELJN5	20,000,000.00	FCSTONE	01/24/22	101.65	20,329,200.00	339,200.00	336,353.28	1.14	0.87
FEDERAL HOME LOAN BANKS NOTES	DTD 02/21/2020 1.375% 02/17/2023	3130AJ7E3	50,000,000.00	WELLSFAR		102.63	51,316,050.00	1,408,050.00	1,384,123.26	2.18	0.18
FEDERAL HOME LOAN BANKS NOTES	DTD 03/01/2018 2.750% 03/10/2023	3130ADRG9	10,000,000.00	TOR DOM		105.83	10,582,810.00	540,130.00	559,547.86	2.21	0.18
FREDDIE MAC NOTES	DTD 04/20/2020 0.375% 04/20/2023	3137EAE08	50,000,000.00	CITIGRP		100.44	50,218,150.00	343,150.00	317,465.07	2.38	0.19
FREDDIE MAC NOTES (CALLABLE)	DTD 05/04/2020 0.450% 05/04/2023	3134GVRD2	50,000,000.00	RBC	05/04/21	100.11	50,056,850.00	56,850.00	56,850.00	0.43	0.40
FREDDIE MAC NOTES	DTD 05/07/2020 0.375% 05/05/2023	3137EAE6	100,000,000.00	WELLS_F		100.42	100,419,600.00	461,600.00	453,607.32	2.42	0.20
FANNIE MAE NOTES	DTD 05/22/2020 0.250% 05/22/2023	3135G04Q3	100,000,000.00	CITIGRP		100.12	100,119,300.00	420,300.00	367,247.03	2.47	0.20
FFCB FLOATING NOTES	DTD 06/09/2020 0.400% 06/09/2023	3133ELH72	45,000,000.00	LOOP CA		100.53	45,238,050.00	238,050.00	238,050.00	0.00	0.40
FREDDIE MAC NOTES	DTD 06/26/2020 0.250% 06/26/2023	3137EAE4	23,000,000.00	TOR DOM		100.10	23,022,586.00	89,746.00	80,055.33	2.56	0.21
FANNIE MAE NOTES	DTD 07/10/2020 0.250% 07/10/2023	3135G05G4	50,000,000.00	CITIGRP		100.07	50,036,850.00	144,350.00	130,213.01	2.60	0.22
FEDERAL FARM CREDIT BANKS NOTES	DTD 08/14/2019 1.600% 08/14/2023	3133EKZK5	10,000,000.00	WELLSFAR		103.71	10,371,210.00	324,110.00	339,093.40	2.65	0.22



## Managed Account Fair Market Value & Analytics

For the Month Ending **November 30, 2020**

SAN BERNARDINO COUNTY - 76990800

Security Type/Description	Dated Date/Coupon/Maturity	CUSIP	Par	Broker	Next Call Date	Market Price	Market Value	Unreal G/L On Cost	Unreal G/L Amort Cost	Effective Duration	YTM at Mkt
<b>Federal Agency Bond / Note</b>											
FREDDIE MAC NOTES	DTD 08/21/2020 0.250% 08/24/2023	3137EAEV7	45,000,000.00	CITIGRP		100.08	45,034,695.00	80,595.00	76,331.07	2.72	0.22
FREDDIE MAC NOTES	DTD 09/04/2020 0.250% 09/08/2023	3137EAEW5	32,000,000.00	WELLS_F		100.05	32,016,192.00	26,752.00	25,906.43	2.76	0.23
FREDDIE MAC NOTES	DTD 10/16/2020 0.125% 10/16/2023	3137EAEY1	64,000,000.00	WELLS_F		99.67	63,786,240.00	24,960.00	14,931.58	2.87	0.24
FREDDIE MAC NOTES	DTD 11/05/2020 0.250% 11/06/2023	3137EAEZ8	75,000,000.00	CITIGRP		100.00	74,996,400.00	63,900.00	62,298.72	2.92	0.25
FANNIE MAE NOTES	DTD 11/25/2020 0.250% 11/27/2023	3135G06H1	50,000,000.00	JPMCHAS		100.00	49,997,550.00	54,550.00	54,238.24	2.98	0.25
FANNIE MAE NOTES	DTD 02/08/2019 2.500% 02/05/2024	3135G0V34	100,000,000.00	JPM_CHAS		107.05	107,045,700.00	7,417,700.00	7,282,612.78	3.06	0.27
FHLB BONDS	DTD 02/15/2019 2.500% 02/13/2024	3130AFW94	50,000,000.00	BARCLAYS		107.09	53,547,400.00	3,724,400.00	3,660,839.14	3.08	0.27
FFCB (CALLABLE) NOTES	DTD 03/12/2020 1.050% 03/12/2024	3133ELSL9	30,995,000.00	WELLSFA	03/12/21	100.24	31,070,751.78	75,751.78	75,751.78	3.23	0.97
FFCB (CALLABLE) NOTES	DTD 03/12/2020 1.050% 03/12/2024	3133ELSL9	50,000,000.00	CFCO	03/12/21	100.24	50,122,200.00	122,200.00	122,200.00	3.23	0.97
FEDERAL FARM CREDIT BANK NOTES(CALLABLE)	DTD 04/22/2020 0.800% 04/22/2024	3133ELXC3	10,000,000.00	CANTFIT	04/22/21	100.24	10,023,860.00	23,860.00	23,860.00	0.39	0.73
FEDERAL FARM CREDIT BANK NOTES(CALLABLE)	DTD 04/22/2020 0.800% 04/22/2024	3133ELXC3	10,000,000.00	MIZUHO	04/22/21	100.24	10,023,860.00	23,860.00	23,860.00	0.39	0.73
FEDERAL FARM CREDIT BANK NOTES(CALLABLE)	DTD 04/29/2020 0.570% 04/29/2024	3134GVPP7	25,000,000.00	CANTFIT	04/29/22	100.38	25,094,525.00	94,525.00	94,525.00	1.41	0.46
FHLMC (CALLABLE) NOTES	DTD 05/20/2020 0.560% 05/20/2024	3134GVTN8	25,000,000.00	LOOP CA	05/20/21	100.16	25,040,525.00	50,525.00	49,190.30	0.47	0.51
FHLMC (CALLABLE) NOTES	DTD 05/20/2020 0.510% 05/20/2024	3134GVUY2	25,000,000.00	WELLS_F	05/20/22	100.29	25,072,750.00	72,750.00	72,750.00	1.47	0.43



## Managed Account Fair Market Value & Analytics

For the Month Ending **November 30, 2020**

SAN BERNARDINO COUNTY - 76990800

Security Type/Description	Dated Date/Coupon/Maturity	CUSIP	Par	Broker	Next Call Date	Market Price	Market Value	Unreal G/L On Cost	Unreal G/L Amort Cost	Effective Duration	YTM at Mkt
<b>Federal Agency Bond / Note</b>											
FHLMC (CALLABLE) NOTES	DTD 05/20/2020 0.590% 05/20/2024	3134GVXD5	25,000,000.00	GREAT P	05/20/21	100.19	25,046,375.00	46,375.00	46,375.00	0.47	0.54
FHLMC (CALLABLE) NOTES	DTD 05/20/2020 0.500% 05/20/2024	3134GVXC7	25,000,000.00	INCAPIT	05/20/22	100.34	25,084,475.00	84,475.00	84,475.00	1.47	0.40
FANNIE MAE NOTES	DTD 07/08/2019 1.750% 07/02/2024	3135G0V75	25,000,000.00	CITI		105.22	26,305,300.00	1,524,300.00	1,462,811.54	3.47	0.29
FEDERAL HOME LOAN BANK NOTES	DTD 08/15/2014 2.875% 09/13/2024	3130A2UW4	25,000,000.00	WELLSFAR		109.62	27,404,500.00	953,750.00	1,300,460.08	3.60	0.32
FEDERAL HOME LOAN BANK NOTES	DTD 08/15/2014 2.875% 09/13/2024	3130A2UW4	25,000,000.00	MORGANST		109.62	27,404,500.00	971,175.00	1,312,518.11	3.60	0.32
FANNIE MAE NOTES	DTD 10/18/2019 1.625% 10/15/2024	3135G0W66	25,000,000.00	CITI		105.04	26,258,925.00	1,301,675.00	1,292,065.62	3.77	0.32
FEDERAL HOME LOAN BANK NOTES	DTD 11/06/2014 2.750% 12/13/2024	3130A3GE8	10,000,000.00	JEFFERIE		109.54	10,953,810.00	438,180.00	539,901.01	3.81	0.37
FEDERAL HOME LOAN BANK NOTES	DTD 11/06/2014 2.750% 12/13/2024	3130A3GE8	25,000,000.00	INTL_FCS		109.54	27,384,525.00	1,000,025.00	1,273,152.52	3.81	0.37
FEDERAL HOME LOAN BANK NOTES	DTD 11/06/2014 2.750% 12/13/2024	3130A3GE8	25,000,000.00	WELLSFAR		109.54	27,384,525.00	1,097,025.00	1,351,016.83	3.81	0.37
FANNIE MAE NOTES	DTD 01/10/2020 1.625% 01/07/2025	3135G0X24	75,000,000.00	BARCLAYS		105.08	78,809,100.00	4,048,350.00	4,005,589.31	3.96	0.38
FREDDIE MAC NOTES	DTD 02/14/2020 1.500% 02/12/2025	3137EAEPO	50,000,000.00	WELLSFAR		104.64	52,317,750.00	2,356,250.00	2,350,111.10	4.07	0.39
FEDERAL HOME LOAN BANKS NOTES	DTD 02/17/2015 2.375% 03/14/2025	3130A4CH3	25,840,000.00	DAIWA		108.40	28,011,645.28	1,353,550.88	1,506,970.14	4.09	0.40
FANNIE MAE NOTES	DTD 04/24/2020 0.625% 04/22/2025	3135G03U5	50,000,000.00	CITIGRP		101.00	50,499,000.00	602,000.00	589,520.29	4.34	0.40
FHLMC (CALLABLE) NOTES	DTD 05/06/2020 0.700% 05/06/2025	3134GVPR3	25,000,000.00	PIPER J	05/06/22	100.44	25,110,175.00	110,175.00	110,175.00	1.43	0.60
FANNIE MAE NOTES	DTD 06/19/2020 0.500% 06/17/2025	3135G04Z3	50,000,000.00	WELLS_F		100.29	50,144,900.00	248,400.00	239,037.34	4.49	0.44
FREDDIE MAC NOTES	DTD 07/23/2020 0.375% 07/21/2025	3137EAEU9	45,000,000.00	WELLS_F		99.72	44,875,035.00	99,135.00	83,040.10	4.60	0.44
FANNIE MAE NOTES	DTD 08/27/2020 0.375% 08/25/2025	3135G05X7	50,000,000.00	BARCLAY		99.62	49,811,650.00	45,650.00	33,334.21	4.69	0.46



## Managed Account Fair Market Value & Analytics

For the Month Ending **November 30, 2020**

SAN BERNARDINO COUNTY - 76990800

Security Type/Description	Dated Date/Coupon/Maturity	CUSIP	Par	Broker	Next Call Date	Market Price	Market Value	Unreal G/L On Cost	Unreal G/L Amort Cost	Effective Duration	YTM at Mkt
<b>Federal Agency Bond / Note</b>											
FREDDIE MAC (CALLABLE) NOTES	3134GWA22	19,900,000.00	OPCO	09/02/21	100.03	19,906,208.80	6,208.80	6,208.80	6,208.80	0.75	0.54
DTD 09/02/2020 0.550% 09/02/2025											
FEDERAL HOME LOAN BANK NOTES	3130AK5E2	14,000,000.00	WELLS_F		99.86	13,979,868.00	21,868.00	19,997.74	19,997.74	4.72	0.41
DTD 09/11/2020 0.375% 09/04/2025											
FREDDIE MAC NOTES	3137EAX3	20,000,000.00	CITIGRP		99.57	19,913,960.00	(25,840.00)	(28,051.29)	(28,051.29)	4.77	0.47
DTD 09/25/2020 0.375% 09/23/2025											
FANNIE MAE NOTES	3135G06G3	45,000,000.00	BARCLAY		100.31	45,141,435.00	302,535.00	300,854.11	300,854.11	4.88	0.44
DTD 11/12/2020 0.500% 11/07/2025											
<b>Security Type Sub-Total</b>			<b>2,791,235,000.00</b>			<b>2,842,181,327.36</b>	<b>47,960,037.16</b>	<b>48,589,773.12</b>	<b>48,589,773.12</b>	<b>2.27</b>	<b>0.30</b>

<b>Corporate Note</b>											
VISA INC (CALLABLE) CORP NOTES	92826CAB8	4,550,000.00	MKTX		100.07	4,553,094.00	(7,280.00)	3,094.00	3,094.00	0.04	0.45
DTD 12/14/2015 2.200% 12/14/2020											
3M COMPANY (CALLED, OMD 09/14/21)	88579YBA8	2,000,000.00	CITI		101.97	2,039,396.00	43,496.00	39,504.54	39,504.54	0.06	0.53
CORP N											
DTD 09/14/2018 3.000% 12/23/2020											
3M COMPANY CORP (CALLED, OMD 09/19/21) N	88579YAU5	10,000,000.00	MORGANST	08/19/21	101.02	10,102,240.00	531,040.00	114,381.06	114,381.06	0.06	0.37
DTD 09/19/2016 1.625% 12/23/2020											
EXXON MOBIL CORPORATE (CALLABLE) NOTES	30231GAV4	5,000,000.00	JPMCHASE	02/01/21	100.32	5,015,990.00	128,640.00	29,133.56	29,133.56	0.17	0.95
DTD 03/03/2016 2.222% 03/01/2021											
EXXON MOBIL CORPORATE (CALLABLE) NOTES	30231GAV4	9,240,000.00	MKTX	02/01/21	100.32	9,269,549.52	14,395.92	26,859.58	26,859.58	0.17	0.95
DTD 03/03/2016 2.222% 03/01/2021											
JOHN DEERE CAPITAL CORP CORP NOTES	24422EUV9	10,000,000.00	CITIGRP		101.08	10,107,960.00	114,760.00	109,708.84	109,708.84	0.51	0.22
DTD 06/07/2019 2.300% 06/07/2021											
WAL-MART STORES INC CORP NOTES	93114ZEJ8	7,000,000.00	CITIGRP		101.63	7,113,995.00	114,345.00	114,060.38	114,060.38	0.56	0.23
DTD 06/27/2018 3.125% 06/23/2021											
WAL-MART STORES INC CORP NOTES	93114ZEJ8	10,000,000.00	JPMCHASE		101.63	10,162,850.00	151,050.00	160,645.60	160,645.60	0.56	0.23
DTD 06/27/2018 3.125% 06/23/2021											
MICROSOFT CORP (CALLABLE) NOTES	594918BP8	9,800,000.00	LOOP CAP	07/08/21	100.78	9,876,812.40	269,088.40	135,792.77	135,792.77	0.60	0.41
DTD 08/08/2016 1.550% 08/08/2021											





## Managed Account Fair Market Value & Analytics

For the Month Ending **November 30, 2020**

SAN BERNARDINO COUNTY - 76990800

Security Type/Description	Dated Date/Coupon/Maturity	CUSIP	Par	Broker	Next Call Date	Market Price	Market Value	Unreal G/L On Cost	Unreal G/L Amort Cost	Effective Duration	YTM at Mkt
<b>Corporate Note</b>											
TOYOTA MOTOR CREDIT CORP CORP NOTES		89236TGJ8	15,000,000.00	BK AMER		101.28	15,192,180.00	193,980.00	192,943.34	0.85	0.29
DTD 10/07/2019 1.800% 10/07/2021											
TOYOTA MOTOR CREDIT CORP CORP NOTES		89236TFU4	10,000,000.00	TOR DOM		100.26	10,026,010.00	26,010.00	26,010.00	1.20	2.63
DTD 03/18/2019 2.850% 02/18/2022											
3M COMPANY BONDS		88579YBF7	5,000,000.00	MORGANST	02/01/22	102.88	5,144,110.00	146,460.00	145,079.40	1.15	0.44
DTD 02/22/2019 2.750% 03/01/2022											
JOHN DEERE CAPITAL CORP		24422EUT4	5,000,000.00	BK AMER		103.53	5,176,730.00	179,130.00	177,770.50	1.32	0.30
DTD 03/07/2019 2.950% 04/01/2022											
TOYOTA MOTOR CREDIT CORP		89236TFX8	10,000,000.00	CITIGRP		103.16	10,315,680.00	321,980.00	318,536.84	1.35	0.33
DTD 04/12/2019 2.650% 04/12/2022											
US BANK NA CINCINNATI FLOATING CORP NOT		90331HPD9	10,000,000.00	JPMCHAS		100.42	10,041,650.00	107,850.00	89,909.62	0.23	0.65
DTD 05/23/2019 0.653% 05/23/2022											
US BANK NA CINCINNATI FLOATING CORP NOT		90331HPD9	10,000,000.00	JPMCHAS		100.42	10,041,650.00	108,950.00	90,911.77	0.23	0.65
DTD 05/23/2019 0.653% 05/23/2022											
JOHN DEERE CAPITAL CORP CORP NOTES		24422EVA4	5,000,000.00	CITI		102.45	5,122,690.00	129,140.00	126,277.61	1.51	0.35
DTD 09/12/2019 1.950% 06/13/2022											
JOHN DEERE CAPITAL CORP CORPORATE NOTES		24422EVG1	5,000,000.00	BARCLAY		100.51	5,025,520.00	26,570.00	26,321.64	1.59	0.23
DTD 06/04/2020 0.550% 07/05/2022											
CHEVRON USA INC CORPORATE NOTES		166756AF3	14,500,000.00	CITIGRP		100.01	14,501,087.50	1,087.50	1,087.50	1.69	0.33
DTD 08/12/2020 0.333% 08/12/2022											
EXXON MOBIL CORPORATION		30231GBB7	3,000,000.00	MORGANST		102.62	3,078,732.00	78,732.00	78,732.00	1.68	0.36
DTD 08/16/2019 1.902% 08/16/2022											
US BANK NA CINCINNATI		90331HPF4	12,000,000.00	BARCLAYS	12/09/22	103.30	12,395,664.00	405,744.00	402,542.01	1.98	0.38
DTD 12/09/2019 1.950% 01/09/2023											
BANK OF NY MELLON CORP NOTES		06406RAM9	5,000,000.00	DIRECT		103.14	5,156,825.00	84,475.00	100,168.83	2.11	0.39
DTD 01/28/2020 1.850% 01/27/2023											
JOHN DEERE CAPITAL CORP CORPORATE NOTES		24422EVH9	3,000,000.00	BARCLAY		100.87	3,026,034.00	28,494.00	28,100.75	2.57	0.36
DTD 06/04/2020 0.700% 07/05/2023											





## Managed Account Fair Market Value & Analytics

For the Month Ending **November 30, 2020**

SAN BERNARDINO COUNTY - 76990800

Security Type/Description	CUSIP	Par	Broker	Next Call Date	Market Price	Market Value	Unreal G/L On Cost	Unreal G/L Amort Cost	Effective Duration	YTM at Mkt
CHEVRON USA INC CORPORATE NOTES DTD 08/12/2020 0.426% 08/11/2023	166756AJ5	10,000,000.00	BARCLAY		100.09	10,009,180.00	9,180.00	9,180.00	2.68	0.39
JOHN DEERE CAPITAL CORP CORPORATE NOTES DTD 10/09/2020 0.400% 10/10/2023	24422EVJ5	3,000,000.00	MITSU		100.16	3,004,842.00	8,322.00	8,153.72	2.85	0.34

**Security Type Sub-Total** **193,090,000.00** **195,500,471.42** **3,215,639.82** **2,554,905.86** **1.05** **0.53**

### Commercial Paper

CREDIT AGRICOLE CIB NY COMM PAPER -- 0.000% 12/01/2020	22533TM11	40,000,000.00	CREDITA		100.00	39,999,880.00	480.00	(120.00)	0.00	0.11
CREDIT AGRICOLE CIB NY COMM PAPER -- 0.000% 12/01/2020	22533TM11	75,000,000.00	CREDITA		100.00	74,999,775.00	900.00	(225.00)	0.00	0.11
CREDIT AGRICOLE CIB NY COMM PAPER -- 0.000% 12/17/2020	22533TMH6	50,000,000.00	CREDITA		99.99	49,997,100.00	14,988.89	211.11	0.05	0.12
EXXON MOBIL CORP COMM PAPER DTD 10/22/2020 0.000% 12/18/2020	30229AMJ5	50,000,000.00	EXXON		99.99	49,997,100.00	4,877.78	(538.89)	0.05	0.12
EXXON MOBIL CORP COMM PAPER -- 0.000% 12/30/2020	30229AMW6	50,000,000.00	EXXON		99.99	49,994,900.00	455.56	(1,072.22)	0.08	0.12
CREDIT AGRICOLE CIB NY COMM PAPER DTD 07/22/2020 0.000% 01/04/2021	22533TN44	75,000,000.00	CREDITA		99.99	74,990,175.00	66,258.33	5,758.33	0.10	0.13
CREDIT AGRICOLE CIB NY COMM PAPER DTD 07/22/2020 0.000% 01/13/2021	22533TND4	25,000,000.00	CREDITA		99.98	24,995,700.00	23,651.39	2,568.06	0.12	0.14
CREDIT AGRICOLE CIB NY COMM PAPER -- 0.000% 01/14/2021	22533TNE2	25,000,000.00	CREDITA		99.98	24,995,575.00	16,075.00	1,075.00	0.13	0.14
EXXON MOBIL CORP COMM PAPER -- 0.000% 01/27/2021	30229ANT2	50,000,000.00	EXXON		99.98	49,988,850.00	38,016.67	4,683.33	0.16	0.14
COOPERATIEVE RABOBANK U.A. COMM PAPER DTD 05/14/2020 0.000% 02/01/2021	21687AP15	50,000,000.00	RABOBAN		99.98	49,988,100.00	108,641.67	16,516.67	0.18	0.14
COOPERATIEVE RABOBANK U.A. COMM PAPER DTD 05/14/2020 0.000% 02/01/2021	21687AP15	50,000,000.00	RABO_DI		99.98	49,988,100.00	50,072.22	7,905.55	0.18	0.14



## Managed Account Fair Market Value & Analytics

For the Month Ending **November 30, 2020**

SAN BERNARDINO COUNTY - 76990800

Security Type/Description	Dated Date/Coupon/Maturity	CUSIP	Par	Broker	Next Call Date	Market Price	Market Value	Unreal G/L On Cost	Unreal G/L Amort Cost	Effective Duration	YTM at Mkt
<b>Commercial Paper</b>											
JP MORGAN SECURITIES LLC COMM PAPER	46640PP15	50,000,000.00	CHASE			99.96	49,982,050.00	44,383.33	2,716.67	0.18	0.21
DTD 07/29/2020 0.000% 02/01/2021											
BNP PARIBAS NY BRANCH COMM PAPER	09659BP53	50,000,000.00	BNP DIR			99.96	49,982,250.00	21,305.56	(333.33)	0.19	0.19
DTD 09/10/2020 0.000% 02/05/2021											
EXXON MOBIL CORP COMM PAPER	30229APA1	50,000,000.00	EXXON			99.97	49,985,350.00	43,711.11	7,044.44	0.20	0.15
-- 0.000% 02/10/2021											
BNP PARIBAS NY BRANCH COMM PAPER	09659BO11	30,000,000.00	BNP DIR			99.95	29,985,120.00	5,953.20	119.90	0.25	0.20
DTD 10/20/2020 0.000% 03/01/2021											
BNP PARIBAS NY BRANCH COMM PAPER	09659BO29	25,000,000.00	BNP DIR			99.95	24,987,450.00	4,950.00	88.89	0.26	0.20
DTD 10/27/2020 0.000% 03/02/2021											
COOPERATIVE RABOBANK U.A. COMM PAPER	21687AO55	50,000,000.00	RABO_DI			99.96	49,979,550.00	15,175.00	4,355.56	0.26	0.16
DTD 07/06/2020 0.000% 03/05/2021											
BNP PARIBAS NY BRANCH COMM PAPER	09659BOA1	50,000,000.00	BNP DIR			99.94	49,972,450.00	25,241.67	1,325.00	0.28	0.20
DTD 09/10/2020 0.000% 03/10/2021											
BNP PARIBAS NY BRANCH COMM PAPER	09659BOB9	25,000,000.00	BNP DIR			99.94	24,986,075.00	4,825.00	(36.11)	0.28	0.20
DTD 10/27/2020 0.000% 03/11/2021											
COOPERATIVE RABOBANK U.A. COMM PAPER	21687AS38	50,000,000.00	RABO_DI			99.92	49,959,350.00	9,905.56	1,850.00	0.43	0.19
DTD 11/02/2020 0.000% 05/03/2021											
JP MORGAN SECURITIES LLC COMM PAPER	46640PS53	50,000,000.00	CHASE			99.90	49,948,050.00	3,050.00	(4,588.89)	0.43	0.24
DTD 11/06/2020 0.000% 05/05/2021											
COOPERATIVE RABOBANK U.A. COMM PAPER	21687AT11	25,000,000.00	RABO_DI			99.89	24,973,650.00	4,275.00	191.67	0.51	0.21
DTD 11/03/2020 0.000% 06/01/2021											
COOPERATIVE RABOBANK U.A. COMM PAPER	21687AT29	25,000,000.00	RABO_DI			99.89	24,973,425.00	4,195.83	112.50	0.51	0.21
DTD 11/03/2020 0.000% 06/02/2021											
JP MORGAN SECURITIES LLC COMM PAPER	46640PT78	50,000,000.00	CHASE			99.87	49,933,800.00	(1,450.00)	(11,366.67)	0.53	0.25
DTD 10/28/2020 0.000% 06/07/2021											
JP MORGAN SECURITIES LLC COMM PAPER	46640PTW3	50,000,000.00	CHASE			99.85	49,923,250.00	(1,888.89)	(12,277.78)	0.59	0.26
DTD 10/28/2020 0.000% 06/30/2021											
<b>Security Type Sub-Total</b>			<b>1,120,000,000.00</b>				<b>1,119,507,075.00</b>	<b>508,049.88</b>	<b>25,963.79</b>	<b>0.22</b>	<b>0.17</b>



## Managed Account Fair Market Value & Analytics

For the Month Ending **November 30, 2020**

SAN BERNARDINO COUNTY - 76990800

Security Type/Description	Dated Date/Coupon/Maturity	CUSIP	Par	Broker	Next Call Date	Market Price	Market Value	Unreal G/L On Cost	Unreal G/L Amort Cost	Effective Duration	YTM at Mkt
<b>Certificate of Deposit</b>											
TORONTO DOMINION BANK NY CERT DEPOS	89114NKW4	50,000,000.00	TOR DOM	100.01	50,002,881.75	2,881.75	2,881.75	0.04	0.18		
DTD 05/13/2020 0.310% 12/16/2020											
BANK OF MONTREAL CHICAGO CERT DEPOS	06367BUF4	50,000,000.00	BMO_DIR	100.00	50,000,248.00	248.00	248.00	0.05	0.18		
DTD 09/09/2020 0.190% 12/18/2020											
SWEDBANK NY CERT DEPOS	87019VL39	100,000,000.00	DIRECT	100.00	99,996,998.30	(3,001.70)	(3,001.70)	0.05	0.18		
DTD 09/28/2020 0.120% 12/18/2020											
US BANK NATL ASSOC CERT DEPOS	90333V3M0	25,000,000.00	US BANK	100.01	25,001,449.35	1,449.35	1,449.35	0.10	0.22		
DTD 05/06/2020 0.280% 01/04/2021											
TORONTO DOMINION BANK NY CERT DEPOS	89114NKZ7	50,000,000.00	TOR DOM	100.00	50,001,929.05	1,929.05	1,929.05	0.10	0.22		
DTD 05/20/2020 0.260% 01/04/2021											
SVENSKA HANDELSBANKEN NY CERT DEPOS	86959RJG6	25,000,000.00	DIRECT	100.18	25,045,993.53	45,993.53	45,993.53	0.11	0.22		
DTD 08/05/2020 1.920% 01/08/2021											
TORONTO DOMINION BANK NY CERT DEPOS	89114NVQ5	50,000,000.00	TOR DOM	99.99	49,997,083.70	(2,916.30)	(2,916.30)	0.12	0.22		
DTD 11/24/2020 0.170% 01/11/2021											
TORONTO DOMINION BANK NY CERT DEPOS	89114NV85	50,000,000.00	TD	99.99	49,996,458.45	(3,541.55)	(3,541.55)	0.14	0.22		
DTD 11/17/2020 0.170% 01/20/2021											
BANK OF MONTREAL CHICAGO CERT DEPOS	06367C3V7	50,000,000.00	BMO	99.99	49,996,458.70	(3,541.30)	(3,541.30)	0.14	0.22		
DTD 11/20/2020 0.170% 01/20/2021											
WELLS FARGO BANK NA CERT DEPOS	95001KFR0	25,000,000.00	WELLSFAR	100.27	25,067,159.03	67,159.03	67,159.03	0.18	0.26		
DTD 01/09/2020 1.800% 02/01/2021											
SVENSKA HANDELSBANKEN NY CERT DEPOS	86959RFR6	50,000,000.00	SVENSKA	100.16	50,077,641.95	77,641.95	77,641.95	0.18	0.26		
DTD 03/03/2020 1.150% 02/01/2021											
US BANK NATL ASSOC CERT DEPOS	90333V3L2	50,000,000.00	US BANK	100.01	50,005,205.55	5,205.55	5,205.55	0.18	0.26		
DTD 05/06/2020 0.320% 02/01/2021											



## Managed Account Fair Market Value & Analytics

For the Month Ending **November 30, 2020**

SAN BERNARDINO COUNTY - 76990800

Security Type/Description	Dated Date/Coupon/Maturity	CUSIP	Par	Broker	Next Call Date	Market Price	Market Value	Unreal G/L On Cost	Unreal G/L Amort Cost	Effective Duration	YTM at Mkt
<b>Certificate of Deposit</b>											
BANK OF MONTREAL CHICAGO CERT DEPOS		06367BYX1	25,000,000.00	BMO		99.99	24,997,332.45	(2,667.55)	(2,667.55)	0.18	0.26
DTD 10/28/2020 0.200% 02/02/2021											
BANK OF MONTREAL CHICAGO CERT DEPOS		06367BY9	25,000,000.00	BMO		99.99	24,996,957.53	(3,042.47)	(3,042.47)	0.20	0.26
DTD 10/28/2020 0.200% 02/11/2021											
SWEDBANK NY CERT DEPOS		87019VL54	50,000,000.00	SWEDBK		99.99	49,992,827.10	(7,172.90)	(7,172.90)	0.24	0.26
DTD 09/29/2020 0.200% 02/24/2021											
SWEDBANK NY CERT DEPOS		87019VL62	50,000,000.00	SWEDBK		99.99	49,992,660.40	(7,339.60)	(7,339.60)	0.24	0.26
DTD 09/29/2020 0.200% 02/26/2021											
ROYAL BANK OF CANADA NY CERT DEPOS		78012UTC9	50,000,000.00	ROYAL		100.17	50,086,872.20	86,872.20	86,872.20	0.25	0.29
DTD 03/02/2020 0.980% 03/01/2021											
TORONTO DOMINION BANK NY CERT DEPOS		89114NH81	50,000,000.00	TOR DOM		100.18	50,089,392.60	89,392.60	89,392.60	0.25	0.29
DTD 03/02/2020 1.000% 03/01/2021											
NORDEA BANK ABP NEW YORK CERT DEPOS		65558TS55	50,000,000.00	LOOP CA		99.98	49,990,500.00	(9,500.00)	(9,500.00)	0.32	0.23
DTD 11/03/2020 0.170% 03/24/2021											
ROYAL BANK OF CANADA NY CERT DEPOS		78012UWD3	50,000,000.00	RBC CAP		100.01	50,004,168.95	4,168.95	4,168.95	0.43	0.29
DTD 05/20/2020 0.310% 05/03/2021											
NORDEA BANK ABP NEW YORK CERT DEPOS		65558TS48	50,000,000.00	LOOP CA		99.97	49,987,150.00	(12,850.00)	(12,850.00)	0.43	0.26
DTD 11/03/2020 0.200% 05/03/2021											
SWEDBANK NY CERT DEPOS		87019VN78	50,000,000.00	DIRECT		99.96	49,982,464.50	(17,535.50)	(17,535.50)	0.44	0.29
DTD 11/24/2020 0.210% 05/07/2021											
SWEDBANK NY CERT DEPOS		87019VN86	25,000,000.00	DIRECT		99.96	24,989,950.53	(10,049.47)	(10,049.47)	0.45	0.29
DTD 11/30/2020 0.200% 05/10/2021											
NORDEA BANK ABP NEW YORK CERT DEPOS		65558TYO2	50,000,000.00	CHASE		100.04	50,021,080.90	21,080.90	21,080.90	0.47	0.29
DTD 05/20/2020 0.380% 05/19/2021											
BANK OF MONTREAL CHICAGO FLOATING CD		06367BMN6	50,000,000.00	BMO_DIR		100.02	50,012,450.00	12,450.00	12,450.00	0.00	0.34
DTD 06/05/2020 0.315% 06/01/2021											



## Managed Account Fair Market Value & Analytics

For the Month Ending **November 30, 2020**

SAN BERNARDINO COUNTY - 76990800

Security Type/Description	Dated Date/Coupon/Maturity	CUSIP	Par	Broker	Next Call Date	Market Price	Market Value	Unreal G/L On Cost	Unreal G/L Amort Cost	Effective Duration	YTM at Mkt
<b>Certificate of Deposit</b>											
BANK OF MONTREAL CHICAGO CERT DEPOS		06367BRX9	50,000,000.00	BMO_DIR		99.96	49,979,541.45	(20,458.55)	(20,458.55)	0.51	0.30
DTD 08/25/2020 0.220% 06/02/2021											
ROYAL BANK OF CANADA NY CERT DEPOS		78012UZO1	50,000,000.00	RBC CAP		99.96	49,980,778.55	(19,221.45)	(19,221.45)	0.55	0.30
DTD 11/24/2020 0.230% 06/16/2021											
SVENSKA HANDELSBANKEN NY CERT DEPOS		86959RHV5	50,000,000.00	SVENSKA		100.02	50,008,747.20	8,747.20	8,747.20	0.59	0.30
DTD 07/15/2020 0.330% 07/01/2021											
NORDEA BANK AB NEW YORK CERT DEPOS		65558TC94	50,000,000.00	PIPER J		99.99	49,996,949.80	(3,050.20)	(3,050.20)	0.59	0.30
DTD 07/17/2020 0.290% 07/01/2021											
ROYAL BANK OF CANADA NY CERT DEPOS		78012UXY6	50,000,000.00	RBC CAP		99.94	49,970,438.55	(29,561.45)	(29,561.45)	0.59	0.30
DTD 09/29/2020 0.200% 07/01/2021											
SVENSKA HANDELSBANKEN NY CERT DEPOS		86959RKN9	50,000,000.00	CHASE		99.96	49,977,818.55	(24,074.13)	(23,651.22)	0.59	0.30
DTD 10/01/2020 0.225% 07/01/2021											
BANK OF AMERICA NA CERT DEPOS		06052TM23	50,000,000.00	BAML		99.94	49,970,443.45	(29,556.55)	(29,556.55)	0.59	0.30
DTD 10/09/2020 0.200% 07/01/2021											
BANK OF NOVA SCOTIA HOUS CERT DEPOS		06417MLZ6	50,000,000.00	SCOTIA		99.96	49,979,324.95	(20,675.05)	(20,675.05)	0.59	0.30
DTD 11/24/2020 0.230% 07/01/2021											
BANK OF NOVA SCOTIA HOUSTON CERT DEPOS		06417MKL8	100,000,000.00	SCOTIA		100.03	100,029,293.10	29,293.10	29,293.10	0.59	0.30
DTD 07/15/2020 0.350% 07/01/2021											
TORONTO DOMINION BANK NY CERT DEPOS		89114NN27	35,000,000.00	TOR DOM		100.09	35,030,856.18	(21,276.32)	(11,686.73)	0.68	0.30
DTD 10/07/2020 0.430% 08/02/2021											
BANK OF MONTREAL CHI FLOATING CERT DEPOS		06367BSO3	50,000,000.00	BMO		100.00	50,001,000.00	1,000.00	1,000.00	0.01	0.24
DTD 08/28/2020 0.243% 08/02/2021											
ROYAL BANK OF CANADA NY CERT DEPOS		78012UYE9	50,000,000.00	RBC CAP		99.94	49,969,401.70	(30,598.30)	(30,598.30)	0.68	0.30
DTD 10/01/2020 0.210% 08/02/2021											
SVENSKA HANDELSBANKEN NY CERT DEPOS		86959RLB4	50,000,000.00	DIRECT		99.95	49,976,210.85	(23,789.15)	(23,789.15)	0.68	0.30
DTD 11/02/2020 0.230% 08/02/2021											



## Managed Account Fair Market Value & Analytics

For the Month Ending **November 30, 2020**

SAN BERNARDINO COUNTY - 76990800

Security Type/Description	CUSIP	Par	Broker	Next Call Date	Market Price	Market Value	Unreal G/L On Cost	Unreal G/L Amort Cost	Effective Duration	YTM at Mkt
<b>Certificate of Deposit</b>										
SVENSKA HANDELSBANKEN NY CERT DEPOS	86959RLO1	50,000,000.00	DIRECT		99.97	49,985,139.45	(14,860.55)	(14,860.55)	0.75	0.30
DTD 11/24/2020 0.260% 08/25/2021										
<b>Security Type Sub-Total</b>		<b>1,885,000,000.00</b>				<b>1,885,189,258.30</b>	<b>135,233.12</b>	<b>145,245.62</b>	<b>0.35</b>	<b>0.27</b>
<b>Bank Note</b>										
WELLS FARGO BANK NA BANK NOTE	94988J5N3	10,000,000.00	WELLSFAR		100.24	10,023,770.00	(50,030.00)	17,395.72	0.13	0.69
DTD 01/23/2018 2.600% 01/15/2021										
US BANK NA CINCINNATI CALLABLE BANK NOTE	90331HNP4	15,000,000.00	US BANK	03/26/21	100.88	15,131,385.00	132,285.00	131,504.89	0.32	0.98
DTD 04/26/2018 3.150% 04/26/2021										
US BANK BANK NOTE (CALLABLE)	90331HNP7	10,000,000.00	MORGANST	10/15/21	102.78	10,277,860.00	291,660.00	282,266.93	0.87	0.55
DTD 11/16/2018 3.450% 11/16/2021										
US BANK NA CINCINNATI BKNT (CALLABLE)	90331HPJ6	8,000,000.00	MORGANST	12/21/21	101.63	8,130,048.00	132,848.00	131,641.43	1.05	0.37
DTD 01/21/2020 1.800% 01/21/2022										
US BANK NA CINCINNATI (CALLABLE) CORP NT	90331HPC1	7,000,000.00	BARCLAYS	04/22/22	103.37	7,235,809.00	243,229.00	239,451.30	1.38	0.37
DTD 05/23/2019 2.650% 05/23/2022										
WELLS FARGO BANK NA CALLABLE BANK NOTE	94988J6A0	20,000,000.00	WELLSFAR	09/09/21	101.25	20,250,620.00	250,620.00	250,620.00	0.77	1.36
DTD 09/11/2019 2.082% 09/09/2022										
<b>Security Type Sub-Total</b>		<b>70,000,000.00</b>				<b>71,049,492.00</b>	<b>1,000,612.00</b>	<b>1,052,880.27</b>	<b>0.69</b>	<b>0.85</b>
<b>Asset-Backed Security</b>										
HAROT 2019-1 A2	43814WAB1	76,864.62	BK AMER		100.11	76,950.60	90.93	87.53	0.06	2.61
DTD 02/27/2019 2.750% 09/20/2021										
MBALT 2019-B A2	58769OAB7	1,211,456.40	WELLSFAR		100.23	1,214,219.49	2,826.81	2,795.03	0.19	1.79
DTD 11/20/2019 2.010% 12/15/2021										
HAROT 2019-2 A2	43815MAB2	2,183,945.88	JPMCHASE		100.25	2,189,428.46	5,486.07	5,484.01	0.13	2.33
DTD 05/29/2019 2.570% 12/21/2021										
TAOT 2019-B A2A	89239JAB0	2,418,341.99	BAML		100.31	2,425,900.28	7,584.41	7,569.65	1.19	2.33
DTD 05/08/2019 2.590% 02/15/2022										



## Managed Account Fair Market Value & Analytics

For the Month Ending November 30, 2020

SAN BERNARDINO COUNTY - 76990800

Security Type/Description	Dated Date/Coupon/Maturity	CUSIP	Par	Broker	Next Call Date	Market Price	Market Value	Unreal G/L On Cost	Unreal G/L Amort Cost	Effective Duration	YTM at Mkt
<b>Asset-Backed Security</b>											
MBALT 2020-A A2		58770FAB8	1,909,666.56	MUFG		100.37	1,916,669.69	7,081.62	7,050.57	1.28	1.53
DTD 01/29/2020 1.820% 03/15/2022											
TAOT 2019-C A2A		89238UAB6	1,551,601.38	JPM		100.32	1,556,513.44	4,984.21	4,949.06	0.20	1.77
DTD 08/14/2019 2.000% 04/15/2022											
HAROT 2019-3 A2		43815NAB0	2,045,681.27	SOCGEN		100.39	2,053,651.86	8,113.78	8,045.01	0.26	1.61
DTD 08/27/2019 1.900% 04/15/2022											
JOHN DEERE OWNER TRUST		477870AB5	1,424,305.50	RBC		100.29	1,428,487.69	4,187.60	4,184.99	1.44	2.08
DTD 07/24/2019 2.280% 05/16/2022											
MBART 2019-1 A2A		58769TAB1	2,727,914.70	MIZUHO		100.45	2,740,118.03	12,464.12	12,350.52	0.27	1.75
DTD 09/25/2019 2.040% 06/15/2022											
HAROT 2019-4 A2		43813VAB4	5,357,088.64	CITI		100.59	5,388,719.57	31,962.00	31,830.91	0.36	1.48
DTD 11/26/2019 1.860% 06/20/2022											
HART 2019-B A2		44891JAB4	1,206,103.00	RBC CAP		100.43	1,211,244.86	5,216.52	5,186.79	0.27	1.66
DTD 11/06/2019 1.930% 07/15/2022											
TAOT 2019-D A2		89233MAB9	4,113,509.33	BARCLAYS		100.51	4,134,322.04	21,116.70	20,996.97	0.33	1.60
DTD 11/13/2019 1.920% 07/15/2022											
MBALT 2019-B A3		58769OAC5	2,500,000.00	WELLSFAR		101.32	2,533,100.00	33,497.50	33,356.39	0.89	1.29
DTD 11/20/2019 2.000% 10/17/2022											
HAROT 2020-1 A2		43813RAB3	7,259,149.00	JPM_CHAS		100.66	7,306,998.41	48,584.76	48,372.82	0.49	1.28
DTD 02/26/2020 1.630% 10/21/2022											
TAOT 2020-A A2		89232HAB1	9,767,783.40	MUFG		100.59	9,825,072.43	57,409.17	57,374.21	0.44	1.37
DTD 02/12/2020 1.670% 11/15/2022											
MBALT 2020-A A3		58770FAC6	5,000,000.00	MUFG		101.48	5,073,992.00	74,651.00	74,458.50	1.09	1.11
DTD 01/29/2020 1.840% 12/15/2022											
JOHN DEERE OWNER TRUST OTHER ABS		47789KAB9	4,067,496.58	BOFA		100.34	4,081,496.09	14,287.08	14,213.80	2.10	0.85
DTD 03/11/2020 1.010% 01/15/2023											
HAROT 2019-1 A3		43814WAC9	4,000,000.00	BK AMER		101.74	4,069,702.40	69,809.60	69,763.09	0.70	2.06
DTD 02/27/2019 2.830% 03/20/2023											
HAROT 2019-2 A3		43815MAC0	8,500,000.00	JPMCHASE		102.03	8,672,256.75	172,573.80	172,455.87	0.92	1.71
DTD 05/29/2019 2.520% 06/21/2023											
JDOT 2019-A A3		47789JAD8	4,268,291.67	CITI		101.88	4,348,449.76	80,682.66	80,474.49	0.74	2.17
DTD 03/13/2019 2.910% 07/15/2023											
TAOT 2019-A A3		89239AAD5	7,861,832.32	SOC GEN		101.84	8,006,167.70	145,767.81	145,184.36	0.72	2.19
DTD 02/13/2019 2.910% 07/15/2023											





## Managed Account Fair Market Value & Analytics

For the Month Ending November 30, 2020

SAN BERNARDINO COUNTY - 76990800

Security Type/Description	Dated Date/Coupon/Maturity	CUSIP	Par	Broker	Next Call Date	Market Price	Market Value	Unreal G/L On Cost	Unreal G/L Amort Cost	Effective Duration	YTM at Mkt
<b>Asset-Backed Security</b>											
HAROT 2019-3 A3		43815NAC8	4,750,000.00	SOCGEN		101.72	4,831,652.50	81,691.92	81,679.35	1.14	1.14
DTD 08/27/2019 1.780% 08/15/2023											
TAOT 2019-B A3		89239JAD6	5,000,000.00	BAML		102.06	5,103,137.50	103,935.00	103,642.07	0.91	1.79
DTD 05/08/2019 2.570% 08/15/2023											
TAOT 2019-C A3		89238UAD2	5,000,000.00	JPM		101.71	5,085,548.50	85,589.50	85,576.46	1.03	1.29
DTD 08/14/2019 1.910% 09/15/2023											
BAACT 2018-A2 A2		05522RCZ9	10,000,000.00	TOR DOM		101.05	10,104,594.00	(65,718.50)	(15,473.95)	2.68	2.61
DTD 05/17/2018 3.000% 09/15/2023											
JDOT 2019-B A3		477870AC3	2,500,000.00	RBC		101.97	2,549,365.00	49,895.75	49,731.73	1.03	1.55
DTD 07/24/2019 2.210% 12/15/2023											
TAOT 2019-D A3		89233MAD5	4,500,000.00	BARCLAYS		102.04	4,591,746.00	92,070.90	91,989.09	1.30	1.25
DTD 11/13/2019 1.920% 01/16/2024											
HAROT 2019-4 A3		43813VAC2	9,000,000.00	CITI		102.11	9,190,013.40	191,617.20	191,224.19	1.39	1.14
DTD 11/26/2019 1.830% 01/18/2024											
HART 2019-B A3		44891JAC2	3,750,000.00	RBC CAP		101.94	3,822,675.00	72,847.87	72,804.60	1.18	1.32
DTD 11/06/2019 1.940% 02/15/2024											
MBART 2019-1 A3		58769TAD7	7,000,000.00	MIZUHO		101.84	7,128,656.50	129,620.40	129,364.82	1.18	1.36
DTD 09/25/2019 1.930% 03/15/2024											
HAROT 2020-1 A3		43813RAC1	10,000,000.00	JPM_CHAS		102.06	10,205,552.00	207,512.00	207,151.53	1.65	0.99
DTD 02/26/2020 1.610% 04/22/2024											
TAOT 2020-A A3		89232HAC9	15,000,000.00	MUFG		102.07	15,311,002.50	312,085.50	311,881.31	1.52	1.05
DTD 02/12/2020 1.660% 05/15/2024											
JOHN DEERE OWNER TRUST		47789KAC7	5,000,000.00	BOFA		101.14	5,056,753.50	57,059.00	57,008.96	1.67	0.79
DTD 03/11/2020 1.100% 08/15/2024											
CHAIT 2012-A7 A7		161571FO2	10,000,000.00	JPMCHASE		102.86	10,285,715.00	225,558.75	240,070.13	3.64	1.39
DTD 10/09/2012 2.160% 09/15/2024											
CHAIT 2020-A1 A1		161571HP2	8,000,000.00	JPMCHASE		102.76	8,220,640.00	222,472.80	222,179.43	4.00	0.85
DTD 02/18/2020 1.530% 01/15/2025											
<b>Security Type Sub-Total</b>			<b>178,951,032.24</b>				<b>181,740,512.95</b>	<b>2,574,616.24</b>	<b>2,635,014.29</b>	<b>1.39</b>	<b>1.46</b>
<b>Managed Account Sub-Total</b>			<b>8,643,276,032.24</b>				<b>8,760,842,571.72</b>	<b>125,414,277.71</b>	<b>117,960,294.95</b>	<b>1.33</b>	<b>0.28</b>



**Managed Account Fair Market Value & Analytics**

For the Month Ending **November 30, 2020**

SAN BERNARDINO COUNTY - 76990800

Securities Sub-Total	\$8,643,276,032.24	\$8,760,842,571.72	\$125,414,277.71	\$117,960,294.95	1.33	0.28%
Accrued Interest		\$21,979,187.41				
Total Investments		\$8,782,821,759.13				



**Managed Account Security Transactions & Interest**

For the Month Ending **November 30, 2020**

SAN BERNARDINO COUNTY - 76990800

Transaction Type	Trade	Settle	Security Description	CUSIP	Par	Principal Proceeds	Accrued Interest	Total	Realized G/L Cost	Realized G/L Amort Cost	Sale Method
<b>BUY</b>											
	11/02/20	11/02/20	COOPERATIVE RABOBANK U.A. COMM PAPER	21687AL35	100,000,000.00	(99,999,777.78)	0.00	(99,999,777.78)			
			DTD 11/02/2020 0.000% 11/03/2020								
	11/02/20	11/02/20	COOPERATIVE RABOBANK U.A. COMM PAPER	21687AS38	50,000,000.00	(49,949,444.44)	0.00	(49,949,444.44)			
			DTD 11/02/2020 0.000% 05/03/2021								
	11/02/20	11/02/20	SVENSKA HANDELSBANKEN NY CERT DEPOS	86959RLB4	50,000,000.00	(50,000,000.00)	0.00	(50,000,000.00)			
			DTD 11/02/2020 0.230% 08/02/2021								
	11/02/20	11/02/20	CREDIT AGRICOLE CIB NY COMM PAPER	22533TL38	150,000,000.00	(149,999,666.67)	0.00	(149,999,666.67)			
			-- 0.000% 11/03/2020								
	11/02/20	11/03/20	NORDEA BANK ABP NEW YORK CERT DEPOS	65558TS55	50,000,000.00	(50,000,000.00)	0.00	(50,000,000.00)			
			DTD 11/03/2020 0.170% 03/24/2021								
	11/02/20	11/03/20	NORDEA BANK ABP NEW YORK CERT DEPOS	65558TS48	50,000,000.00	(50,000,000.00)	0.00	(50,000,000.00)			
			DTD 11/03/2020 0.200% 05/03/2021								
	11/03/20	11/03/20	COOPERATIVE RABOBANK U.A. COMM PAPER	21687AT29	25,000,000.00	(24,969,229.17)	0.00	(24,969,229.17)			
			DTD 11/03/2020 0.000% 06/02/2021								
	11/03/20	11/03/20	CREDIT AGRICOLE CIB NY COMM PAPER	22533TL46	111,000,000.00	(110,999,753.33)	0.00	(110,999,753.33)			
			-- 0.000% 11/04/2020								
	11/03/20	11/03/20	COOPERATIVE RABOBANK U.A. COMM PAPER	21687AT11	25,000,000.00	(24,969,375.00)	0.00	(24,969,375.00)			
			DTD 11/03/2020 0.000% 06/01/2021								
	11/03/20	11/04/20	FHLB DISC NOTE	313384T74	50,000,000.00	(49,994,805.56)	0.00	(49,994,805.56)			
			-- 0.000% 12/18/2020								
	11/03/20	11/05/20	FREDDIE MAC NOTES	3137EAEZ8	75,000,000.00	(74,932,500.00)	0.00	(74,932,500.00)			
			DTD 11/05/2020 0.250% 11/06/2023								
	11/03/20	11/06/20	JP MORGAN SECURITIES LLC COMM PAPER	46640PSS3	50,000,000.00	(49,945,000.00)	0.00	(49,945,000.00)			
			DTD 11/06/2020 0.000% 05/05/2021								



**Managed Account Security Transactions & Interest**

For the Month Ending **November 30, 2020**

SAN BERNARDINO COUNTY - 76990800

Transaction Type	Trade	Settle	Security Description	CUSIP	Par	Principal Proceeds	Accrued Interest	Total	Realized G/L Cost	Realized G/L Amort Cost	Sale Method
<b>BUY</b>											
	11/04/20	11/04/20	CREDIT AGRICOLE CIB NY COMM PAPER	22533TLD6	71,000,000.00	(70,999,842.22)	0.00	(70,999,842.22)			
			DTD 11/04/2020 0.0000% 11/05/2020								
	11/04/20	11/04/20	CREDIT AGRICOLE CIB NY COMM PAPER	22533TLD6	70,000,000.00	(69,998,425.00)	0.00	(69,998,425.00)			
			DTD 05/12/2020 0.0000% 11/13/2020								
	11/09/20	11/12/20	FANNIE MAE NOTES	3135G06G3	45,000,000.00	(44,838,900.00)	0.00	(44,838,900.00)			
			DTD 11/12/2020 0.5000% 11/07/2025								
	11/16/20	11/23/20	FFCB NOTES	3133EMGX4	75,000,000.00	(74,856,750.00)	0.00	(74,856,750.00)			
			DTD 11/23/2020 0.1250% 11/23/2022								
	11/17/20	11/17/20	TORONTO DOMINION BANK NY CERT DEPOS	89114NV85	50,000,000.00	(50,000,000.00)	0.00	(50,000,000.00)			
			DTD 11/17/2020 0.1700% 01/20/2021								
	11/17/20	11/24/20	INTL BK RECON & DEVELOP CORPORATE NOTES	459058JM6	25,000,000.00	(24,946,250.00)	0.00	(24,946,250.00)			
			DTD 11/24/2020 0.2500% 11/24/2023								
	11/19/20	11/30/20	FHMS K32 A1	3137F72U8	3,000,000.00	(2,999,988.00)	(1,247.00)	(3,001,235.00)			
			DTD 11/01/2020 0.5160% 06/25/2025								
	11/20/20	11/20/20	BANK OF MONTREAL CHICAGO CERT DEPOS	06367C3V7	50,000,000.00	(50,000,000.00)	0.00	(50,000,000.00)			
			DTD 11/20/2020 0.1700% 01/20/2021								
	11/20/20	11/20/20	EXXON MOBIL CORP COMM PAPER	30229AMW6	50,000,000.00	(49,994,444.44)	0.00	(49,994,444.44)			
			-- 0.0000% 12/30/2020								
	11/20/20	11/20/20	CREDIT AGRICOLE CIB NY COMM PAPER	22533TLP9	100,000,000.00	(99,999,333.33)	0.00	(99,999,333.33)			
			DTD 05/21/2020 0.0000% 11/23/2020								
	11/23/20	11/24/20	SVENSKA HANDELSBANKEN NY CERT DEPOS	86959RLO1	50,000,000.00	(50,000,000.00)	0.00	(50,000,000.00)			
			DTD 11/24/2020 0.2600% 08/25/2021								
	11/23/20	11/24/20	BANK OF NOVA SCOTIA HOUS CERT DEPOS	06417MLZ6	50,000,000.00	(50,000,000.00)	0.00	(50,000,000.00)			
			DTD 11/24/2020 0.2300% 07/01/2021								



**Managed Account Security Transactions & Interest**

For the Month Ending **November 30, 2020**

SAN BERNARDINO COUNTY - 76990800

Transaction Type	Trade	Settle	Security Description	CUSIP	Par	Principal Proceeds	Accrued Interest	Total	Realized G/L Cost	Realized G/L Amort Cost	Sale Method
<b>BUY</b>											
	11/23/20	11/24/20	ROYAL BANK OF CANADA NY CERT DEPOS	78012UZQ1	50,000,000.00	(50,000,000.00)	0.00	(50,000,000.00)			
			DTD 11/24/2020 0.230% 06/16/2021								
	11/23/20	11/25/20	FANNIE MAE NOTES	3135G06H1	50,000,000.00	(49,943,000.00)	0.00	(49,943,000.00)			
			DTD 11/25/2020 0.250% 11/27/2023								
	11/24/20	11/24/20	CREDIT AGRICOLE CIB NY COMM PAPER	22533TLR5	20,000,000.00	(19,999,955.56)	0.00	(19,999,955.56)			
			DTD 05/20/2020 0.000% 11/25/2020								
	11/24/20	11/24/20	SWEDBANK NY CERT DEPOS	87019VN78	50,000,000.00	(50,000,000.00)	0.00	(50,000,000.00)			
			DTD 11/24/2020 0.210% 05/07/2021								
	11/24/20	11/24/20	TORONTO DOMINION BANK NY CERT DEPOS	89114NVQ5	50,000,000.00	(50,000,000.00)	0.00	(50,000,000.00)			
			DTD 11/24/2020 0.170% 01/11/2021								
	11/24/20	11/25/20	CREDIT AGRICOLE CIB NY COMM PAPER	22533TM11	40,000,000.00	(39,999,400.00)	0.00	(39,999,400.00)			
			-- 0.000% 12/01/2020								
	11/25/20	11/25/20	CREDIT AGRICOLE CIB NY COMM PAPER	22533TM11	75,000,000.00	(74,998,875.00)	0.00	(74,998,875.00)			
			-- 0.000% 12/01/2020								
	11/30/20	11/30/20	SWEDBANK NY CERT DEPOS	87019VN86	25,000,000.00	(25,000,000.00)	0.00	(25,000,000.00)			
			DTD 11/30/2020 0.200% 05/10/2021								
<b>Transaction Type Sub-Total</b>					<b>1,785,000,000.00</b>	<b>(1,784,334,715.50)</b>	<b>(1,247.00)</b>	<b>(1,784,335,962.50)</b>			
<b>CALL</b>											
	11/16/20	11/16/20	JDOT 2019-A A2	47789JAB2	331,729.83	331,729.83	0.00	331,729.83	15.13	5.91	FIFO
			DTD 03/13/2019 2.850% 12/15/2021								
<b>Transaction Type Sub-Total</b>					<b>331,729.83</b>	<b>331,729.83</b>	<b>0.00</b>	<b>331,729.83</b>	<b>15.13</b>	<b>5.91</b>	
<b>INTEREST</b>											
	11/02/20	11/02/20	BANK OF MONTREAL CHI FLOATING CERT DEPOS	06367BSO3	50,000,000.00	0.00	10,258.00	10,258.00			
			DTD 08/28/2020 0.243% 08/02/2021								



**Managed Account Security Transactions & Interest**

For the Month Ending **November 30, 2020**

SAN BERNARDINO COUNTY - 76990800

Transaction Type	Trade	Settle	Security Description	CUSIP	Par	Principal Proceeds	Accrued Interest	Total	Realized G/L Cost	Realized G/L Amort Cost	Sale Method
<b>INTEREST</b>											
	11/04/20	11/04/20	FREDDIE MAC NOTES (CALLABLE) DTD 05/04/2020 0.450% 05/04/2023	3134GVRD2	50,000,000.00	0.00	112,500.00	112,500.00			
	11/05/20	11/05/20	FREDDIE MAC NOTES DTD 05/07/2020 0.375% 05/05/2023	3137EAER6	100,000,000.00	0.00	185,416.70	185,416.70			
	11/06/20	11/06/20	FHLMC (CALLABLE) NOTES DTD 05/06/2020 0.700% 05/06/2025	3134GVPR3	25,000,000.00	0.00	87,500.00	87,500.00			
	11/06/20	11/06/20	FEDERAL FARM CREDIT BANK NOTES DTD 05/06/2020 0.250% 05/06/2022	3133ELYR9	100,000,000.00	0.00	125,000.00	125,000.00			
	11/15/20	11/15/20	TAOT 2019-B A2A DTD 05/08/2019 2.590% 02/15/2022	89239JAB0	3,197,821.77	0.00	6,901.97	6,901.97			
	11/15/20	11/15/20	MBALT 2020-A A3 DTD 01/29/2020 1.840% 12/15/2022	58770FAC6	5,000,000.00	0.00	7,666.67	7,666.67			
	11/15/20	11/15/20	US TREASURY NOTES DTD 05/15/2015 2.125% 05/15/2025	912828XB1	50,000,000.00	0.00	531,250.00	531,250.00			
	11/15/20	11/15/20	CHAIT 2020-A1 A1 DTD 02/18/2020 1.530% 01/15/2025	161571HP2	8,000,000.00	0.00	10,200.00	10,200.00			
	11/15/20	11/15/20	TAOT 2019-C A2A DTD 08/14/2019 2.000% 04/15/2022	89238UAB6	1,881,580.82	0.00	3,135.97	3,135.97			
	11/15/20	11/15/20	TAOT 2019-C A3 DTD 08/14/2019 1.910% 09/15/2023	89238UAD2	5,000,000.00	0.00	7,958.34	7,958.34			
	11/15/20	11/15/20	TAOT 2019-D A2 DTD 11/13/2019 1.920% 07/15/2022	89233MAB9	4,661,470.10	0.00	7,458.35	7,458.35			
	11/15/20	11/15/20	TAOT 2020-A A3 DTD 02/12/2020 1.660% 05/15/2024	89232HAC9	15,000,000.00	0.00	20,750.00	20,750.00			
	11/15/20	11/15/20	TAOT 2019-D A3 DTD 11/13/2019 1.920% 01/16/2024	89233MAD5	4,500,000.00	0.00	7,200.00	7,200.00			
	11/15/20	11/15/20	TAOT 2019-B A3 DTD 05/08/2019 2.570% 08/15/2023	89239JAD6	5,000,000.00	0.00	10,708.34	10,708.34			
	11/15/20	11/15/20	TAOT 2019-A A3 DTD 02/13/2019 2.910% 07/15/2023	89239AAD5	8,000,000.00	0.00	19,400.00	19,400.00			
	11/15/20	11/15/20	TAOT 2019-A A2A DTD 02/13/2019 2.830% 10/15/2021	89239AAB9	194,975.08	0.00	459.82	459.82			
	11/15/20	11/15/20	MBART 2019-1 A3 DTD 09/25/2019 1.930% 03/15/2024	58769TAD7	7,000,000.00	0.00	11,316.67	11,316.67			



**Managed Account Security Transactions & Interest**

For the Month Ending **November 30, 2020**

SAN BERNARDINO COUNTY - 76990800

Transaction Type	Trade	Settle	Security Description	CUSIP	Par	Principal Proceeds	Accrued Interest	Total	Realized G/L Cost	Realized G/L Amort Cost	Sale Method
<b>INTEREST</b>											
	11/15/20	11/15/20	US TREASURY NOTES	912828WJ5	100,000,000.00	0.00	1,250,000.00	1,250,000.00			
			DTD 05/15/2014 2.500% 05/15/2024								
	11/15/20	11/15/20	JDOT 2019-A A2	47789JAB2	331,729.83	0.00	787.86	787.86			
			DTD 03/13/2019 2.850% 12/15/2021								
	11/15/20	11/15/20	JOHN DEERE OWNER TRUST	47789KAC7	5,000,000.00	0.00	4,583.34	4,583.34			
			DTD 03/11/2020 1.100% 08/15/2024								
	11/15/20	11/15/20	MBART 2019-1 A2A	58769TAB1	3,240,766.39	0.00	5,509.30	5,509.30			
			DTD 09/25/2019 2.040% 06/15/2022								
	11/15/20	11/15/20	CHAIT 2012-A7 A7	161571FO2	10,000,000.00	0.00	18,000.00	18,000.00			
			DTD 10/09/2012 2.160% 09/15/2024								
	11/15/20	11/15/20	TAOT 2020-A A2	89232HAB1	10,775,157.24	0.00	14,995.43	14,995.43			
			DTD 02/12/2020 1.670% 11/15/2022								
	11/15/20	11/15/20	HART 2019-B A2	44891JAB4	1,420,127.78	0.00	2,284.04	2,284.04			
			DTD 11/06/2019 1.930% 07/15/2022								
	11/15/20	11/15/20	HAROT 2019-3 A3	43815NAC8	4,750,000.00	0.00	7,045.83	7,045.83			
			DTD 08/27/2019 1.780% 08/15/2023								
	11/15/20	11/15/20	MBALT 2019-B A2	58769OAB7	1,468,905.54	0.00	2,460.42	2,460.42			
			DTD 11/20/2019 2.010% 12/15/2021								
	11/15/20	11/15/20	BAACT 2018-A2 A2	05522RCZ9	10,000,000.00	0.00	25,000.00	25,000.00			
			DTD 05/17/2018 3.000% 09/15/2023								
	11/15/20	11/15/20	JDOT 2019-A A3	47789JAD8	4,500,000.00	0.00	10,912.50	10,912.50			
			DTD 03/13/2019 2.910% 07/15/2023								
	11/15/20	11/15/20	JDOT 2019-B A3	477870AC3	2,500,000.00	0.00	4,604.17	4,604.17			
			DTD 07/24/2019 2.210% 12/15/2023								
	11/15/20	11/15/20	HAROT 2019-3 A2	43815NAB0	2,409,500.69	0.00	3,815.04	3,815.04			
			DTD 08/27/2019 1.900% 04/15/2022								
	11/15/20	11/15/20	HART 2019-B A3	44891JAC2	3,750,000.00	0.00	6,062.50	6,062.50			
			DTD 11/06/2019 1.940% 02/15/2024								
	11/15/20	11/15/20	MBALT 2019-B A3	58769OAC5	2,500,000.00	0.00	4,166.67	4,166.67			
			DTD 11/20/2019 2.000% 10/17/2022								
	11/16/20	11/16/20	US BANK BANK NOTE (CALLABLE)	90331HNX7	10,000,000.00	0.00	172,500.00	172,500.00			
			DTD 11/16/2018 3.450% 11/16/2021								





**Managed Account Security Transactions & Interest**

For the Month Ending **November 30, 2020**

SAN BERNARDINO COUNTY - 76990800

Transaction Type	Trade	Settle	Security Description	CUSIP	Par	Principal Proceeds	Accrued Interest	Total	Realized G/L Cost	Realized G/L Amort Cost	Sale Method
<b>INTEREST</b>											
	11/16/20	11/16/20	JOHN DEERE OWNER TRUST OTHER ABS	47789KAB9	0.00	0.00	3,787.50	3,787.50			
	11/16/20	11/16/20	DTD 03/11/2020 1.010% 01/15/2023								
	11/16/20	11/16/20	JOHN DEERE OWNER TRUST	477870AB5	1,892,529.61	0.00	3,595.80	3,595.80			
	11/16/20	11/16/20	DTD 07/24/2019 2.280% 05/16/2022								
	11/16/20	11/16/20	MBALT 2020-A A2	58770FAB8	0.00	0.00	3,284.14	3,284.14			
	11/18/20	11/18/20	DTD 01/29/2020 1.820% 03/15/2022								
	11/18/20	11/18/20	HAROT 2019-4 A2	43813VAB4	6,075,640.40	0.00	9,417.24	9,417.24			
	11/18/20	11/18/20	DTD 11/26/2019 1.860% 06/20/2022								
	11/18/20	11/18/20	HAROT 2019-4 A3	43813VAC2	9,000,000.00	0.00	13,725.00	13,725.00			
	11/18/20	11/18/20	DTD 11/26/2019 1.830% 01/18/2024								
	11/18/20	11/18/20	HAROT 2019-1 A2	43814WAB1	553,465.16	0.00	1,268.36	1,268.36			
	11/18/20	11/18/20	DTD 02/27/2019 2.750% 09/20/2021								
	11/18/20	11/18/20	HAROT 2019-1 A3	43814WAC9	4,000,000.00	0.00	9,433.33	9,433.33			
	11/19/20	11/19/20	DTD 02/27/2019 2.830% 03/20/2023								
	11/19/20	11/19/20	FEDERAL HOME LOAN BANKS NOTES	3130AHJY0	30,000,000.00	0.00	243,750.00	243,750.00			
	11/20/20	11/20/20	DTD 11/08/2019 1.625% 11/19/2021								
	11/20/20	11/20/20	FHLMC (CALLABLE) NOTES	3134GVXC7	25,000,000.00	0.00	62,500.00	62,500.00			
	11/20/20	11/20/20	DTD 05/20/2020 0.500% 05/20/2024								
	11/20/20	11/20/20	FHLMC (CALLABLE) NOTES	3134GVUY2	25,000,000.00	0.00	63,750.00	63,750.00			
	11/20/20	11/20/20	DTD 05/20/2020 0.510% 05/20/2024								
	11/20/20	11/20/20	FHLMC (CALLABLE) NOTES	3134GVXD5	25,000,000.00	0.00	73,750.00	73,750.00			
	11/20/20	11/20/20	DTD 05/20/2020 0.590% 05/20/2024								
	11/20/20	11/20/20	FHLMC (CALLABLE) NOTES	3134GVTN8	25,000,000.00	0.00	70,000.00	70,000.00			
	11/21/20	11/21/20	DTD 05/20/2020 0.560% 05/20/2024								
	11/21/20	11/21/20	HAROT 2020-1 A2	43813RAB3	8,004,725.82	0.00	10,873.09	10,873.09			
	11/21/20	11/21/20	DTD 02/26/2020 1.630% 10/21/2022								
	11/21/20	11/21/20	HAROT 2019-2 A3	43815MAC0	8,500,000.00	0.00	17,850.00	17,850.00			
	11/21/20	11/21/20	DTD 05/29/2019 2.520% 06/21/2023								
	11/21/20	11/21/20	HAROT 2019-2 A2	43815MAB2	3,113,566.80	0.00	6,668.22	6,668.22			
	11/21/20	11/21/20	DTD 05/29/2019 2.570% 12/21/2021								
	11/21/20	11/21/20	HAROT 2020-1 A3	43813RAC1	10,000,000.00	0.00	13,416.67	13,416.67			
	11/21/20	11/21/20	DTD 02/26/2020 1.610% 04/22/2024								



**Managed Account Security Transactions & Interest**

For the Month Ending **November 30, 2020**

SAN BERNARDINO COUNTY - 76990800

Transaction Type	Trade	Settle	Security Description	CUSIP	Par	Principal Proceeds	Accrued Interest	Total	Realized G/L Cost	Realized G/L Amort Cost	Sale Method
<b>INTEREST</b>											
	11/22/20	11/22/20	FANNIE MAE NOTES DTD 05/22/2020 0.250% 05/22/2023	3135G04Q3	100,000,000.00	0.00	125,000.00	125,000.00			
	11/23/20	11/23/20	US BANK NA CINCINNATI (CALLABLE) CORP NT	90331HPC1	7,000,000.00	0.00	92,750.00	92,750.00			
	11/23/20	11/23/20	US BANK NA CINCINNATI FLOATING CORP NOT	90331HPD9	20,000,000.00	0.00	35,193.24	35,193.24			
	11/24/20	11/24/20	INTER-AMERICAN DEVEL BK CORPORATE NOTES	4581X0DM7	20,000,000.00	0.00	50,000.00	50,000.00			
	11/26/20	11/26/20	FEDERAL FARM CREDIT BANK NOTES DTD 11/26/2018 2.875% 05/26/2021	3133EJW70	75,000,000.00	0.00	1,078,125.00	1,078,125.00			
	11/30/20	11/30/20	FIDELITY GOVT MM FUND 2642	31607A703	0.00	0.00	1,251.93	1,251.93			
	11/30/20	11/30/20	BANK OF THE WEST MONEY MARKET FUND	BKOFWEST7	0.00	0.00	33,333.63	33,333.63			
	11/30/20	11/30/20	US TREASURY NOTES DTD 05/31/2014 2.000% 05/31/2021	912828WN6	50,000,000.00	0.00	500,000.00	500,000.00			
	11/30/20	11/30/20	CALIFORNIA ASSET MANAGEMENT PROGRAM	CAMPMF025	0.00	0.00	41,739.00	41,739.00			
	11/30/20	11/30/20	US TREASURY NOTES DTD 05/31/2016 1.375% 05/31/2021	912828R77	25,000,000.00	0.00	171,875.00	171,875.00			
	11/30/20	11/30/20	STONECASTLE FICA	FICAMF003	0.00	0.00	2,301.38	2,301.38			
	11/30/20	11/30/20	US TREASURY NOTES DTD 12/01/2014 1.875% 11/30/2021	912828G53	25,000,000.00	0.00	234,375.00	234,375.00			
	11/30/20	11/30/20	US TREASURY N/B NOTES DTD 05/31/2016 1.625% 05/31/2023	912828R69	50,000,000.00	0.00	406,250.00	406,250.00			
	11/30/20	11/30/20	FEDERATED GOVT OBLIGATIONS FUND	608919718	0.00	0.00	2,394.18	2,394.18			
<b>Transaction Type Sub-Total</b>					<b>1,168,221,963.03</b>	<b>0.00</b>	<b>6,079,465.64</b>	<b>6,079,465.64</b>			

**MATURITY**

11/02/20	11/02/20	CANTOR FITZGERALD REPO AGRMT DTD 10/30/2020 0.060% 11/02/2020	REI132668	50,000,000.00	50,000,000.00	250.00	50,000,250.00	0.00	0.00	
----------	----------	--	-----------	---------------	---------------	--------	---------------	------	------	--



**Managed Account Security Transactions & Interest**

For the Month Ending **November 30, 2020**

SAN BERNARDINO COUNTY - 76990800

Transaction Type	Trade	Settle	Security Description	CUSIP	Par	Principal Proceeds	Accrued Interest	Total	Realized G/L Cost	Realized G/L Amort Cost	Sale Method
<b>MATURITY</b>											
	11/02/20	11/02/20	JP MORGAN SECURITIES LLC COMM PAPER	46640PLZ7	50,000,000.00	50,000,000.00	0.00	50,000,000.00	207,291.67	0.00	
	11/02/20	11/02/20	-- 0.000% 11/02/2020								
	11/02/20	11/02/20	CREDIT AGRICOLE CIB NY COMM PAPER	22533TL20	125,000,000.00	125,000,000.00	0.00	125,000,000.00	3,819.44	0.00	
	11/02/20	11/02/20	-- 0.000% 11/02/2020								
	11/02/20	11/02/20	COOPERATIVE RABOBANK U.A. COMM PAPER	21687AL27	170,000,000.00	170,000,000.00	0.00	170,000,000.00	1,275.00	0.00	
	11/02/20	11/02/20	DTD 10/30/2020 0.000% 11/02/2020								
	11/02/20	11/02/20	JP MORGAN SECURITIES LLC COMM PAPER	46640PLZ7	50,000,000.00	50,000,000.00	0.00	50,000,000.00	130,555.56	0.00	
	11/03/20	11/03/20	-- 0.000% 11/02/2020								
	11/03/20	11/03/20	CREDIT AGRICOLE CIB NY COMM PAPER	22533TL38	150,000,000.00	150,000,000.00	0.00	150,000,000.00	333.33	0.00	
	11/03/20	11/03/20	-- 0.000% 11/03/2020								
	11/03/20	11/03/20	COOPERATIVE RABOBANK U.A. COMM PAPER	21687AL35	100,000,000.00	100,000,000.00	0.00	100,000,000.00	222.22	0.00	
	11/04/20	11/04/20	DTD 11/02/2020 0.000% 11/03/2020								
	11/04/20	11/04/20	NORDEA BANK ABP NEW YORK CERT DEPOS	65558TX8	50,000,000.00	50,000,000.00	75,833.35	50,075,833.35	0.00	0.00	
	11/04/20	11/04/20	DTD 05/06/2020 0.300% 11/04/2020								
	11/04/20	11/04/20	CREDIT AGRICOLE CIB NY COMM PAPER	22533TL46	111,000,000.00	111,000,000.00	0.00	111,000,000.00	246.67	0.00	
	11/04/20	11/04/20	-- 0.000% 11/04/2020								
	11/04/20	11/04/20	CANTOR FITZGERALD REPO AGRMT	RE1332692	50,000,000.00	50,000,000.00	680.56	50,000,680.56	0.00	0.00	
	11/05/20	11/05/20	DTD 10/28/2020 0.070% 11/04/2020								
	11/05/20	11/05/20	CREDIT AGRICOLE CIB NY COMM PAPER	22533TL53	71,000,000.00	71,000,000.00	0.00	71,000,000.00	157.78	0.00	
	11/06/20	11/06/20	DTD 11/04/2020 0.000% 11/05/2020								
	11/06/20	11/06/20	NORDEA BANK ABP NEW YORK CERT DEPOS	65558TXW0	50,000,000.00	50,000,000.00	76,666.65	50,076,666.65	0.00	0.00	
	11/06/20	11/06/20	DTD 05/06/2020 0.300% 11/06/2020								
	11/06/20	11/06/20	SWEDBANK NY CERT DEPOS	87019VL21	50,000,000.00	50,000,000.00	5,972.20	50,005,972.20	0.00	0.00	
	11/06/20	11/06/20	DTD 09/24/2020 0.100% 11/06/2020								



**Managed Account Security Transactions & Interest**

For the Month Ending **November 30, 2020**

SAN BERNARDINO COUNTY - 76990800

Transaction Type	Trade	Settle	Security Description	CUSIP	Par	Principal Proceeds	Accrued Interest	Total	Realized G/L Cost	Realized G/L Amort Cost	Sale Method
<b>MATURITY</b>											
	11/09/20	11/09/20	SWEDBANK NY CERT DEPOS DTD 05/07/2020 0.250% 11/09/2020	87019VES2	25,000,000.00	25,000,000.00	32,291.68	25,032,291.68	0.00	0.00	
	11/10/20	11/10/20	JOHNSON & JOHNSON CORP NOTE DTD 11/10/2017 1.950% 11/10/2020	478160CH5	3,000,000.00	3,000,000.00	29,250.00	3,029,250.00	3,210.00	0.00	
	11/13/20	11/13/20	CREDIT AGRICOLE CIB NY COMM PAPER	22533TLD6	70,000,000.00	70,000,000.00	0.00	70,000,000.00	1,575.00	0.00	
	11/17/20	11/17/20	DTD 05/12/2020 0.000% 11/13/2020 FHLMC NOTES	3137EAEK1	50,000,000.00	50,000,000.00	468,750.00	50,468,750.00	48,000.00	0.00	
	11/18/20	11/18/20	DTD 11/15/2017 1.875% 11/17/2020 JP MORGAN SECURITIES LLC COMM PAPER	46640PLJ0	25,000,000.00	25,000,000.00	0.00	25,000,000.00	47,395.83	0.00	
	11/23/20	11/23/20	DTD 05/07/2020 0.000% 11/18/2020 CREDIT AGRICOLE CIB NY COMM PAPER	22533TLP9	100,000,000.00	100,000,000.00	0.00	100,000,000.00	666.67	0.00	
	11/25/20	11/25/20	DTD 05/21/2020 0.000% 11/23/2020 CREDIT AGRICOLE CIB NY COMM PAPER	22533TLR5	20,000,000.00	20,000,000.00	0.00	20,000,000.00	44.44	0.00	
	11/30/20	11/30/20	DTD 05/20/2020 0.000% 11/25/2020 US TREASURY NOTES	912828M98	25,000,000.00	25,000,000.00	203,125.00	25,203,125.00	244,140.62	0.00	
			DTD 11/30/2015 1.625% 11/30/2020								
<b>Transaction Type Sub-Total</b>				<b>1,395,000,000.00</b>	<b>1,395,000,000.00</b>	<b>1,395,000,000.00</b>	<b>892,819.44</b>	<b>1,395,892,819.44</b>	<b>688,934.23</b>	<b>0.00</b>	
<b>PAYDOWNS</b>											
	11/01/20	11/01/20	JOHN DEERE OWNER TRUST OTHER ABS	47789KAB9	432,503.42	432,503.42	0.00	432,503.42	30.58	0.00	
	11/01/20	11/01/20	DTD 03/11/2020 1.010% 01/15/2023 MBALT 2020-A A2	58770FAB8	255,698.79	255,698.79	0.00	255,698.79	10.51	0.00	
	11/15/20	11/15/20	DTD 01/29/2020 1.820% 03/15/2022 MBALT 2019-B A2	58769OAB7	257,449.14	257,449.14	0.00	257,449.14	13.54	0.00	
	11/15/20	11/15/20	DTD 11/20/2019 2.010% 12/15/2021 TAOT 2019-A A3	89239AAD5	138,167.68	138,167.68	0.00	138,167.68	25.17	0.00	
	11/15/20	11/15/20	DTD 02/13/2019 2.910% 07/15/2023 HAROT 2019-3 A2	43815NAB0	363,819.42	363,819.42	0.00	363,819.42	25.47	0.00	
			DTD 08/27/2019 1.900% 04/15/2022								



**Managed Account Security Transactions & Interest**

For the Month Ending **November 30, 2020**

SAN BERNARDINO COUNTY - 76990800

Transaction Type	Trade	Settle	Security Description	CUSIP	Par	Principal Proceeds	Accrued Interest	Total	Realized G/L Cost	Realized G/L Amort Cost	Sale Method	
<b>PAYDOWNS</b>												
	11/15/20	11/15/20	TAOT 2019-D A2	89233MAB9	547,960.77	547,960.77	0.00	547,960.77	40.49	0.00	0.00	
			DTD 11/13/2019 1.920% 07/15/2022									
	11/15/20	11/15/20	TAOT 2019-C A2A	89238UAB6	329,979.44	329,979.44	0.00	329,979.44	15.34	0.00	0.00	
			DTD 08/14/2019 2.000% 04/15/2022									
	11/15/20	11/15/20	TAOT 2019-B A2A	89239JAB0	779,479.78	779,479.78	0.00	779,479.78	8.42	0.00	0.00	
			DTD 05/08/2019 2.590% 02/15/2022									
	11/15/20	11/15/20	JDOT 2019-A A3	47789JAD8	231,708.33	231,708.33	0.00	231,708.33	28.48	0.00	0.00	
			DTD 03/13/2019 2.910% 07/15/2023									
	11/15/20	11/15/20	MBART 2019-1 A2A	58769TAB1	512,851.69	512,851.69	0.00	512,851.69	49.03	0.00	0.00	
			DTD 09/25/2019 2.040% 06/15/2022									
	11/15/20	11/15/20	HART 2019-B A2	44891JAB4	214,024.78	214,024.78	0.00	214,024.78	13.25	0.00	0.00	
			DTD 11/06/2019 1.930% 07/15/2022									
	11/15/20	11/15/20	TAOT 2020-A A2	89232HAB1	1,007,373.84	1,007,373.84	0.00	1,007,373.84	12.39	0.00	0.00	
			DTD 02/12/2020 1.670% 11/15/2022									
	11/15/20	11/15/20	TAOT 2019-A A2A	89239AAB9	194,975.08	194,975.08	0.00	194,975.08	17.71	0.00	0.00	
			DTD 02/13/2019 2.830% 10/15/2021									
	11/16/20	11/16/20	JOHN DEERE OWNER TRUST	477870ABS	468,224.10	468,224.10	0.00	468,224.10	1.78	0.00	0.00	
			DTD 07/24/2019 2.280% 05/16/2022									
	11/18/20	11/18/20	HAROT 2019-1 A2	43814WAB1	476,600.54	476,600.54	0.00	476,600.54	30.70	0.00	0.00	
			DTD 02/27/2019 2.750% 09/20/2021									
	11/18/20	11/18/20	HAROT 2019-4 A2	43813VAB4	718,551.76	718,551.76	0.00	718,551.76	44.41	0.00	0.00	
			DTD 11/26/2019 1.860% 06/20/2022									
	11/21/20	11/21/20	HAROT 2020-1 A2	43813RAB3	745,576.82	745,576.82	0.00	745,576.82	75.53	0.00	0.00	
			DTD 02/26/2020 1.630% 10/21/2022									
	11/21/20	11/21/20	HAROT 2019-2 A2	43815MAB2	929,620.92	929,620.92	0.00	929,620.92	1.49	0.00	0.00	
			DTD 05/29/2019 2.570% 12/21/2021									
<b>Transaction Type Sub-Total</b>									<b>8,604,566.30</b>	<b>8,604,566.30</b>	<b>0.00</b>	

Transaction Type	Sale Method	Realized G/L Cost	Realized G/L Amort Cost	Total	Accrued Interest	Principal Proceeds	CUSIP	Par	Security Description
<b>SELL</b>									
11/10/20	11/10/20	FIDELITY GOVT MM FUND 2642	31607A703	50,000,000.00	0.00	50,000,000.00	50,000,000.00	50,000,000.00	FIDELITY GOVT MM FUND 2642
11/12/20	11/12/20	FIDELITY GOVT MM FUND 2642	31607A703	50,000,000.00	0.00	50,000,000.00	50,000,000.00	50,000,000.00	FIDELITY GOVT MM FUND 2642
11/20/20	11/20/20	FIDELITY GOVT MM FUND 2642	31607A703	53,000,000.00	0.00	53,000,000.00	53,000,000.00	53,000,000.00	FIDELITY GOVT MM FUND 2642
11/20/20	11/20/20	FEDERATED GOVT OBLIGATIONS FUND	608919718	36,000,000.00	0.00	36,000,000.00	36,000,000.00	36,000,000.00	FEDERATED GOVT OBLIGATIONS FUND
11/20/20	11/20/20	FEDERATED GOVT OBLIGATIONS FUND	608919718	62,000,000.00	0.00	62,000,000.00	62,000,000.00	62,000,000.00	FEDERATED GOVT OBLIGATIONS FUND
<b>Transaction Type Sub-Total</b>									<b>241,000,000.00</b>



**Managed Account Security Transactions & Interest**

For the Month Ending **November 30, 2020**

SAN BERNARDINO COUNTY - 76990800

Transaction Type	Trade	Settle	Security Description	CUSIP	Par	Principal Proceeds	Accrued Interest	Total	Realized G/L Cost	Realized G/L Amort Cost	Sale Method	
<b>SELL</b>												
	11/20/20	11/20/20	FEDERATED GOVT OBLIGATIONS FUND	608919718	49,000,000.00	49,000,000.00	0.00	49,000,000.00	0.00	0.00	FIFO	
	11/24/20	11/24/20	STONECASTLE FICA	FICAMF003	25,000,000.00	25,000,000.00	0.00	25,000,000.00	0.00	0.00	FIFO	
	11/24/20	11/24/20	FEDERATED GOVT OBLIGATIONS FUND	608919718	20,000,000.00	20,000,000.00	0.00	20,000,000.00	0.00	0.00	FIFO	
<b>Transaction Type Sub-Total</b>					<b>345,000,000.00</b>	<b>345,000,000.00</b>	<b>0.00</b>	<b>345,000,000.00</b>	<b>0.00</b>	<b>0.00</b>		
<b>Managed Account Sub-Total</b>						<b>(35,398,419.37)</b>	<b>6,971,038.08</b>	<b>(28,427,381.29)</b>	<b>689,393.65</b>	<b>5.91</b>		

**Total Security Transactions**

**(\$35,398,419.37) \$6,971,038.08 (\$28,427,381.29) \$689,393.65 \$5.91**